

## Applications



Smartphone & Tablet



Wearables



VR/AR Glass



Multi-RF



EMI Prevention




Full Armored

## Introducing the BK22 Series – an ultra-compact hybrid FPC-to-board connector

Designed for seamless connectivity in mobile devices, wireless earphones, wearables, and more. With superior mating operability for easy and secure connections, up to 15A power support, and a fully armored robust design, the BK22 ensures dependable performance. Minimized resistance contributes to power savings, while the multi-point contact design enhances overall reliability. Embrace BK22's innovation and redefine your device connectivity.

### 0.4mm Pitch, 0.7mm Stacking Height, 15A Rated Current, Power/Signal Hybrid FPC-to-Board Connector

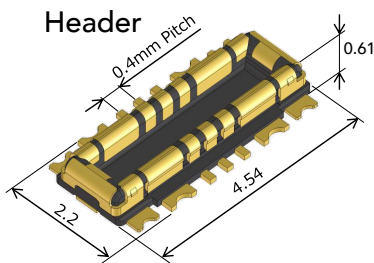
- Space-saving Design with 15A Rated Current
- Robust Design
- High Contact Reliability
- Superior Mating Operability
- Halogen-Free



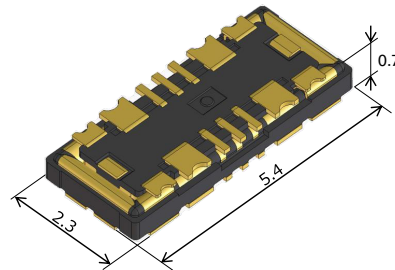
## Dimensions

### Example: Signal 6pos. +Power 2pos.

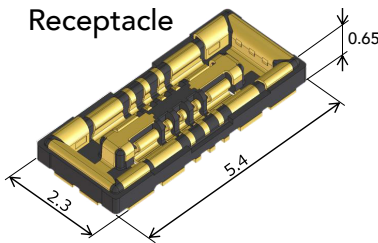
Header



Mated Condition  
Stacking Height: 0.7mm



Receptacle



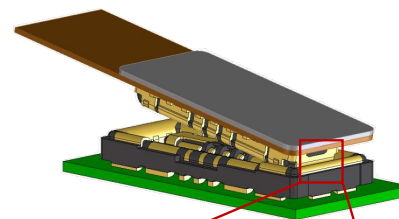
Length

	4pos.	6pos.
Header	4.14	4.54
Receptacle	5.0	5.4

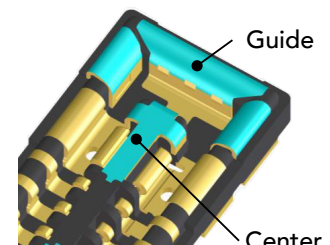
Unit: mm

## Robust Design

Fully armored design prevents housing damage.



Housing is Covered by Metal

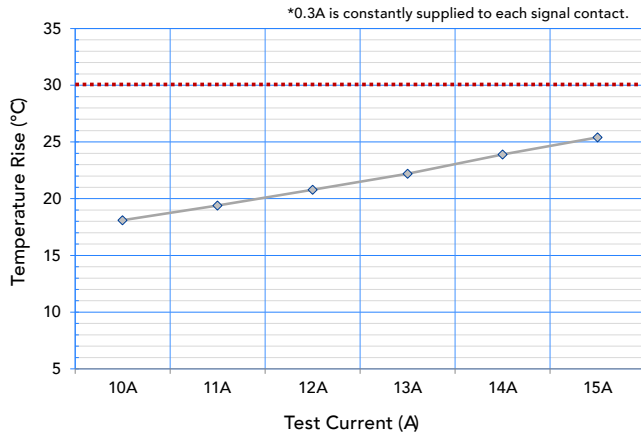


[CLICK HERE FOR MORE INFORMATION](#)

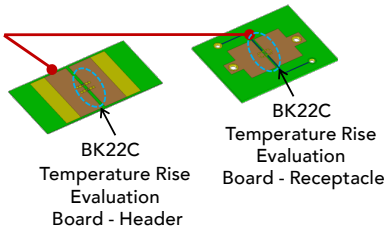
[CLICK HERE TO ORDER SAMPLE NUMBER: US-BK22SAMPLE-23](#)

## High Power Supply (up to 15A)

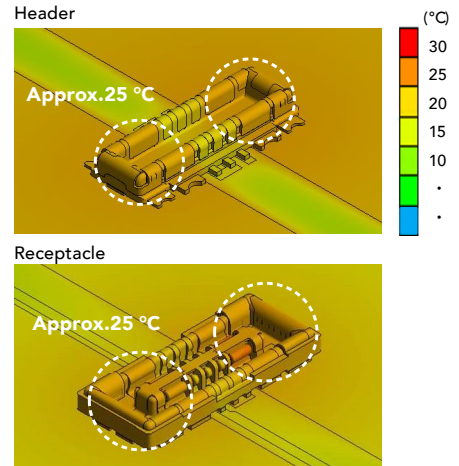
Temperature rise of 30 °C or less when 15A power is applied.



Test Board Specifications:  
 Pattern Width (Power Contact) : 15mm  
 Pattern Width (Signal Contact) : 0.3mm  
 Copper Foil : 35µm



### Amount of Temperature Rise of Header and Receptacle when 15A Power is Applied



\*Initial Temperature : 20°C  
 \*Temperature Rise Value  
 - Power Contact : 25.4°C  
 - Signal Contact : 24.9°C  
 \*Note: For the temperature rise of other pattern widths, please contact your HRS representative.

## Specifications

### MATERIAL AND FINISH

Component	Material	Finish, Remarks
Housing	LCP*	Black, UL94V-0
Signal Contact	Copper Alloy	Gold Plated (Nickel Underplated)
Power Contact	Copper Alloy	Gold Plated (Nickel Underplated)
Retention Tab	Copper Alloy	Gold Plated (Nickel Underplated)

\*This product satisfies halogen free requirements defined as 900ppm maximum chlorine, 900ppm maximum bromine, and 1500ppm maximum total of chlorine and bromine.

### PERFORMANCE CHARACTERISTICS

Rated Current	Power : 15A Signal : 0.3A
Rated Voltage	60V AC/DC
Operating Temperature	-55 to +85° C
Contact Resistance	Power Contact : 5mΩ Max. Signal Contact : 30mΩ Max.
Withstanding Voltage	150V AC for 1 min.
Insulation Resistance	50M Min. (100V DC)
Mating Durability	10 times

- No. of Pos.: 4 and 6pos.

\*Includes the temperature rise due to current flow.