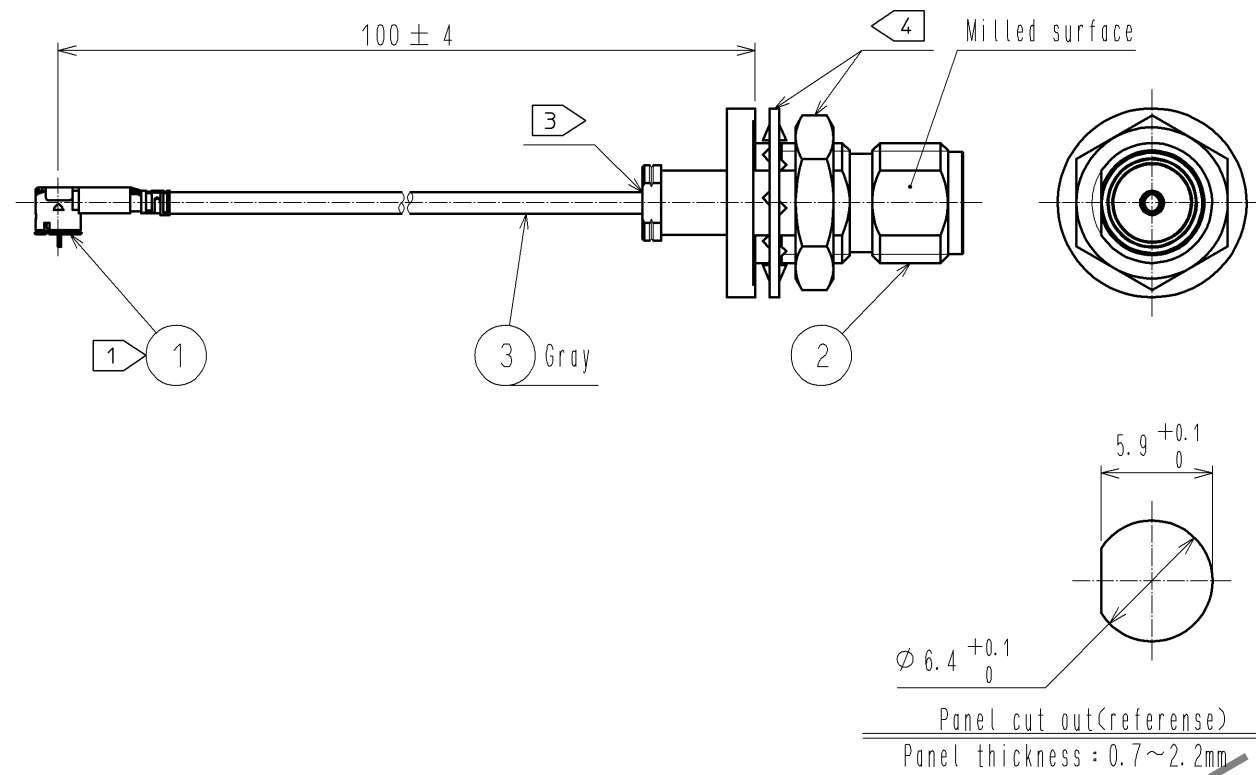
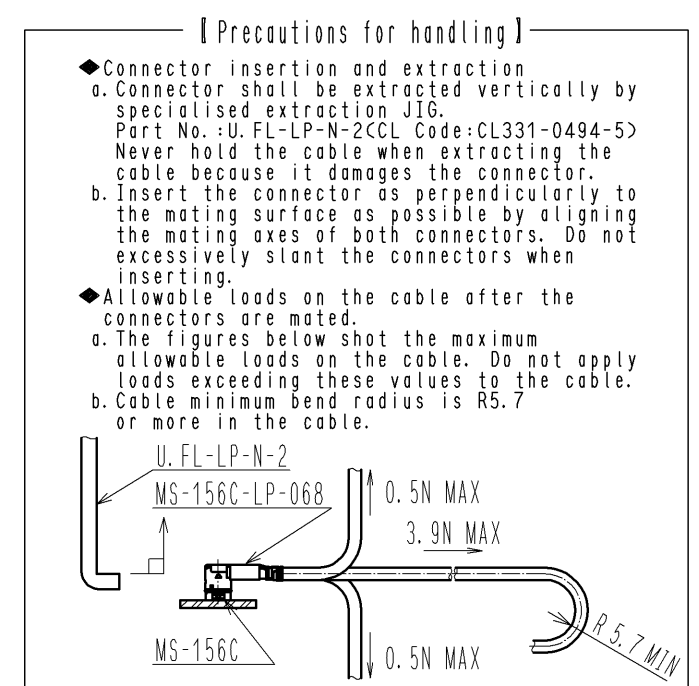
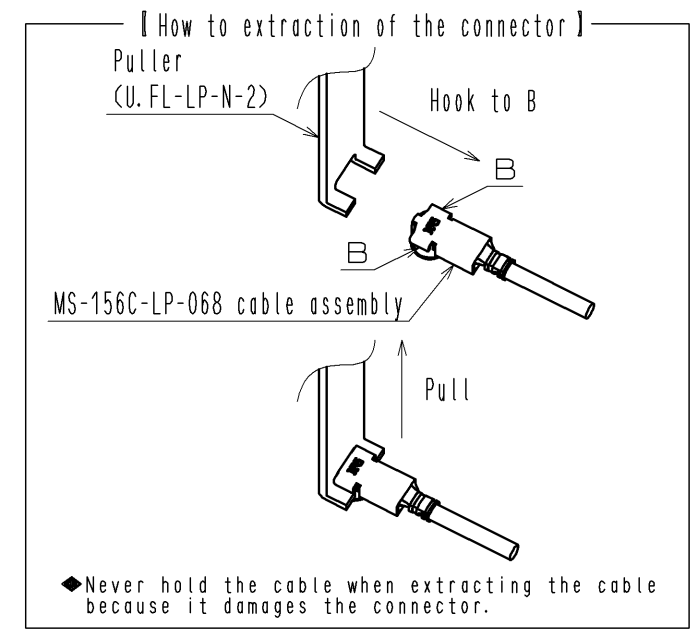
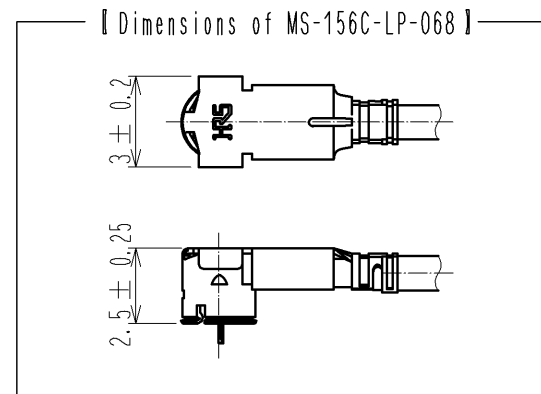
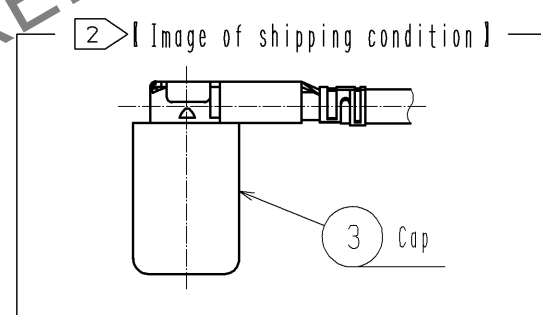
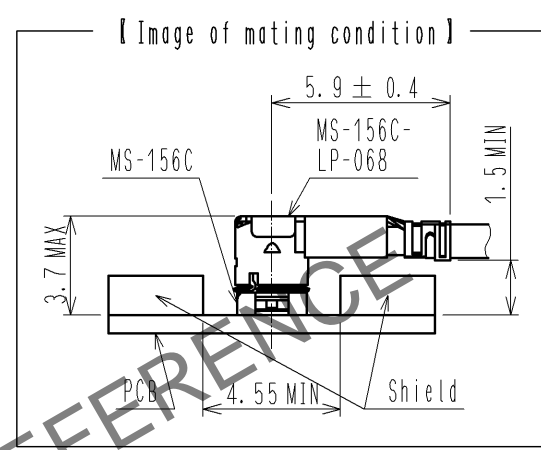


May.1.2024 Copyright 2024 HIROSE ELECTRIC CO., LTD. All Rights Reserved.
In case of consideration for using Automotive equipment / device which demand high reliability, kindly contact our sales window correspondents.



- Note 1 This product is to be used for mating with MS-156C and should not be used for MS-156HF.
Do not use as a checking purpose.
- 2 Please do not remove the cap except for mating condition.
- 3 Do not apply any excessive stress to the cable assembly position.
- 4 Lock nut and tooth washer are attached separately in other package.
- 5 Connector rotation angle is within ±45 degree from the above image.



RoHS COMPLIANT

2	HRM-200-066BPJBN(40)	CL323-0798-5-40	4	Cap	Erastomer
1	MS-156C-LP-068	CL358-0276-3-00	3	RF-MF50161(Gray)	NISSEI ELECTRIC CO.,LTD
NO.	MATERIAL	FINISH , REMARKS	NO.	MATERIAL	FINISH , REMARKS
UNITS mm		SCALE FREE	COUNT	DESCRIPTION OF REVISIONS	DESIGNED
					CHECKED
					DATE
APPROVED : NK. NINOMIYA		14. 08. 08	DRAWING NO. EDC4-355770-01		
CHECKED : NK. NINOMIYA		14. 08. 08	PART NO. MS156CLP-HRMBPJ-068N1T100		
DESIGNED : RO. FURUYAMA		14. 08. 07	CODE NO. CL362-0907-1-01		
DRAWN : RO. FURUYAMA		14. 08. 07			