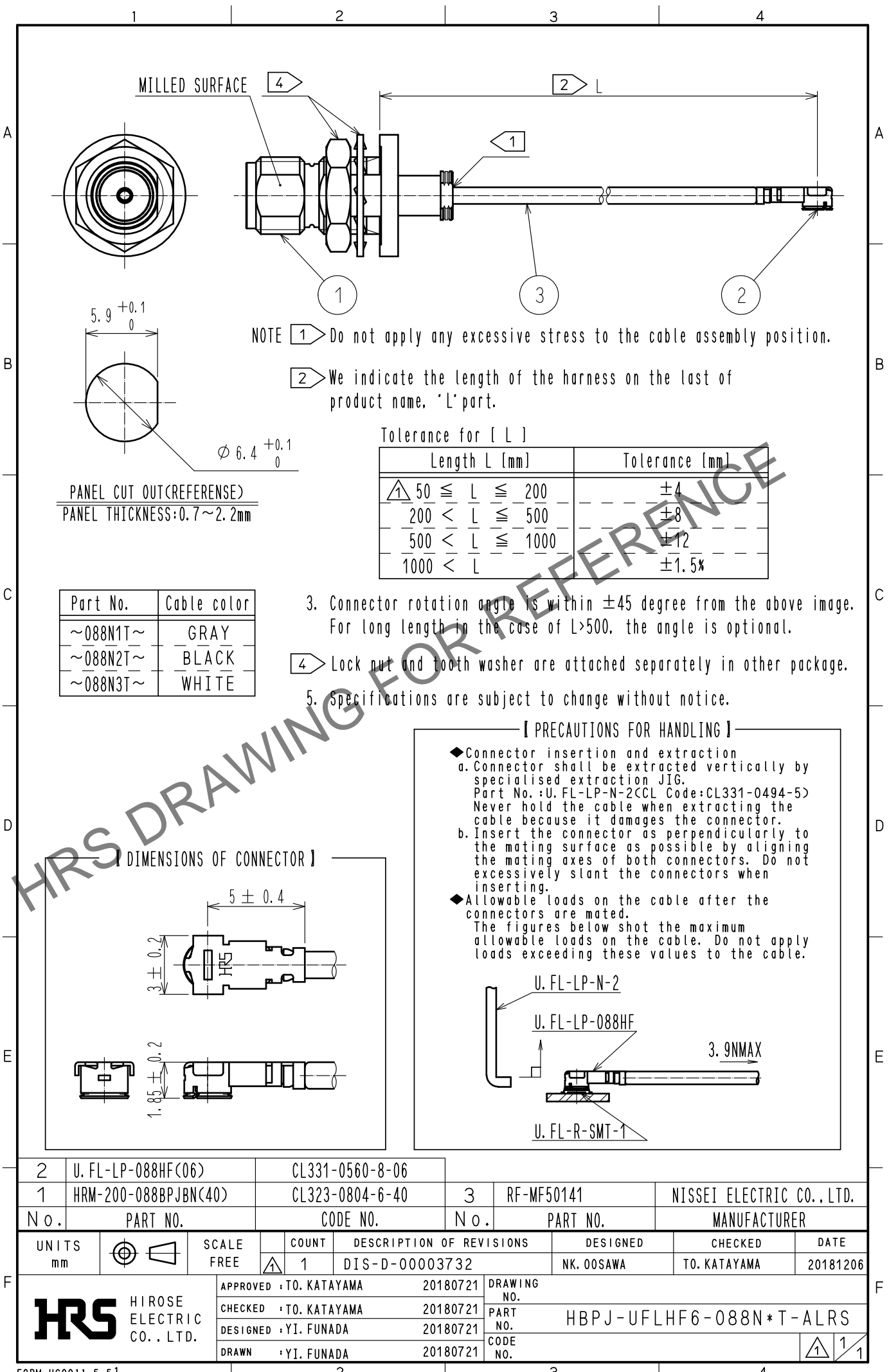


Jul.1.2024 Copyright 2024 HIROSE ELECTRIC CO., LTD. All Rights Reserved.
 In case of consideration for using Automotive equipment / device which demand high reliability, kindly contact our sales window correspondents.



NOTE 1 Do not apply any excessive stress to the cable assembly position.

2 We indicate the length of the harness on the last of product name. 'L' part.

Tolerance for [L]

Length L [mm]	Tolerance [mm]
$\Delta 50 \leq L \leq 200$	± 4
$200 < L \leq 500$	± 8
$500 < L \leq 1000$	± 12
$1000 < L$	$\pm 1.5\%$

PANEL CUT OUT(REFERENSE)
 PANEL THICKNESS:0.7~2.2mm

Part No.	Cable color
~088N1T~	GRAY
~088N2T~	BLACK
~088N3T~	WHITE

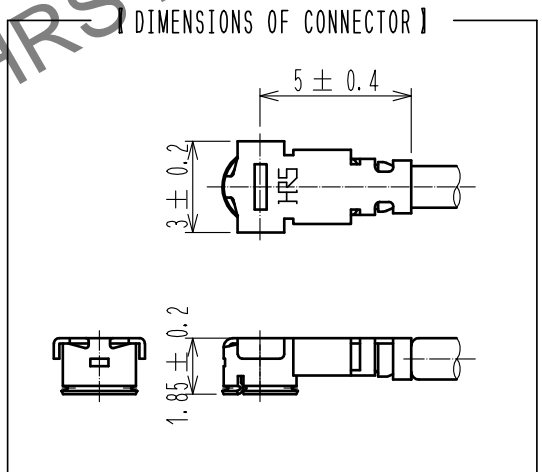
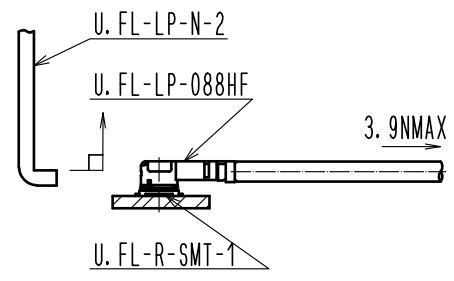
3. Connector rotation angle is within ± 45 degree from the above image. For long length in the case of $L > 500$, the angle is optional.

4 Lock nut and tooth washer are attached separately in other package.

5. Specifications are subject to change without notice.

【 PRECAUTIONS FOR HANDLING 】

- ◆ Connector insertion and extraction
 - a. Connector shall be extracted vertically by specialised extraction JIG.
 Part No. :U.FL-LP-N-2CCL Code:CL331-0494-5)
 Never hold the cable when extracting the cable because it damages the connector.
 - b. Insert the connector as perpendicularly to the mating surface as possible by aligning the mating axes of both connectors. Do not excessively slant the connectors when inserting.
- ◆ Allowable loads on the cable after the connectors are mated.
 The figures below shot the maximum allowable loads on the cable. Do not apply loads exceeding these values to the cable.



2	U.FL-LP-088HF(06)	CL331-0560-8-06			
1	HRM-200-088BPJBN(40)	CL323-0804-6-40	3	RF-MF50141	NISSEI ELECTRIC CO.,LTD.
N o.	PART NO.	CODE NO.	N o.	PART NO.	MANUFACTURER
UNITS mm		SCALE FREE	COUNT 1	DESCRIPTION OF REVISIONS DIS-D-00003732	DESIGNED NK. OOSAWA
					CHECKED TO. KATAYAMA
					DATE 20181206
HIROSE ELECTRIC CO., LTD.		APPROVED :TO. KATAYAMA 20180721 CHECKED :TO. KATAYAMA 20180721 DESIGNED :YI. FUNADA 20180721 DRAWN :YI. FUNADA 20180721	DRAWING NO. PART NO. HBPJ-UFLHF6-088N*T-ALRS CODE NO.		
				1/1	