Apr.1.2024 Copyright 2024 HIROSE ELECTRIC CO., LTD. All Rights Reserved.
In case of consideration for using Automotive equipment / device which demand high reliability, kindly contact our sales window correspondents.

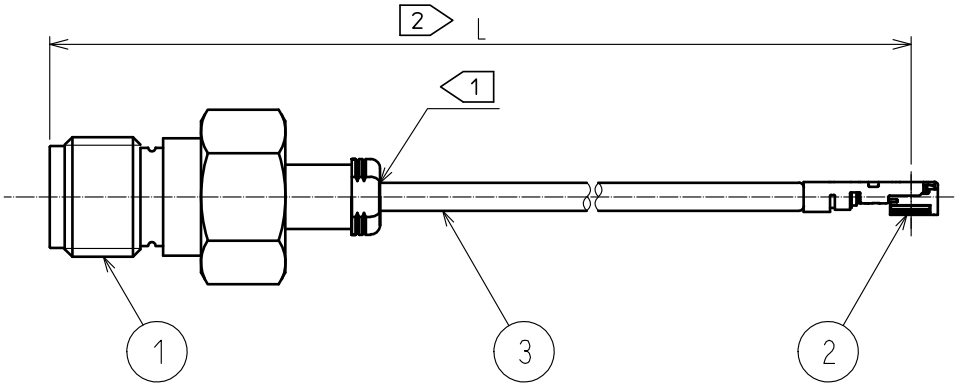

NOTE 1 Do not apply any excessive stress to the cable assembly position.

2 We indicate the length of the harness on the last of product name. 'L' part.

Part No.	Cable color
~088Y1T~	GRAY
~088Y2T~	BLACK

Tolerance for [L]

Length L [mm]	Tolerance [mm]
50 ≦ L ≦ 200	±4
1 200 < L ≦ 400	±8

3. Specifications are subject to change without notice.

【DIMENSIONS OF CONNECTOR】

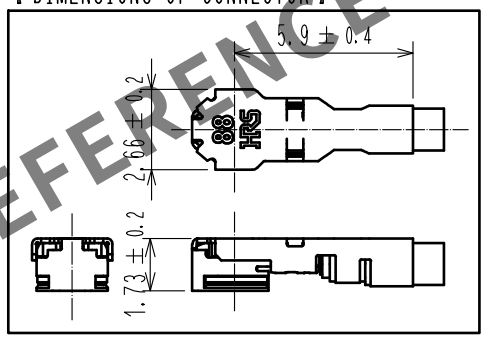

HRS DRAWING FOR REFERENCE

【PRECAUTIONS FOR HANDLING】

1. Connector insertion and extraction
   (1)Insert the connector as perpendicularly to the mating surface as possible with aligning the mating axes of both connectors by specialised insertion JIG. Part No.:U.FL(A)-LP-IN.OUT(CL331-2401-0) (fig.1)
   ◆Do not excessively slant the connectors when inserting.
   (2)Connector shall be extracted by specialised extraction JIG. Part No.:U.FL(A)-LP-IN.OUT(CL331-2401-0) (fig.2)
   ◆Never hold the cable when extracting the cable because it damages the connector.

2. Allowable loads on the cable after the connectors are mated.
   The below figures show the maximum allowable loads on the cable. (fig.3)
   ◆Do not apply loads exceeding these values to the cable.

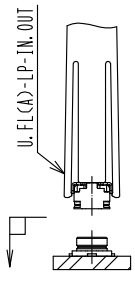

fig.1

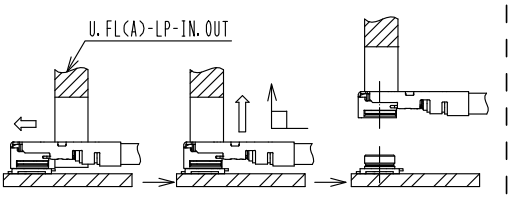

fig.2

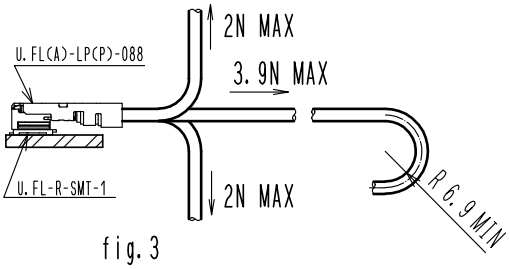

fig.3

No.	PART NO.	CODE NO.	No.	PART NO.	MANUFACTURER
2	U.FL(A)-LP(P)-088	CL331-2400-0-00			
1	HRM(G)-200-088JBN	CL323-0960-0-00	3	RF-1.37/50 SY137/50	Shenyu Communication

UNITS	SCALE		COUNT	DESCRIPTION OF REVISIONS	DESIGNED	CHECKED	DATE
mm	FREE	1	1	DIS-D-00005051	MK. INOUE	TO. KATAYAMA	20200616

HIROSE ELECTRIC CO., LTD.

APPROVED	: TO. KATAYAMA	20200615
CHECKED	: TO. KATAYAMA	20200615
DESIGNED	: MK. INOUE	20200615
DRAWN	: MK. INOUE	20200615

DRAWING NO.
PART NO. HRMGJ-UFLA-088Y*T-A-L
CODE NO.
1 / 1

FORM HC0011-5-51