





Oct.1.2024 Copyright 2024 HIROSE ELECTRIC CO., LTD. All Rights Reserved.  
In case of consideration for using Automotive equipment / device which demand high reliability, kindly contact our sales window correspondents.

APPLICABLE STANDARD					
RATING	OPERATING TEMPERATURE RANGE	-40 °C TO +125 °C (Note 1)		STORAGE TEMPERATURE RANGE	-10 °C TO +60 °C (Note 2)
	VOLTAGE	60 V AC/DC		STORAGE HUMIDITY RANGE	RELATIVE HUMIDITY 85% MAX
	CURRENT	1.5 A			(NOT DEWED)
SPECIFICATIONS					
ITEM	TEST METHOD		REQUIREMENTS	QT	AT
<b>CONSTRUCTION</b>					
GENERAL EXAMINATION	VISUALLY AND BY MEASURING INSTRUMENT.		ACCORDING TO DRAWING.	X	X
MARKING	CONFIRMED VISUALLY.			X	X
<b>ELECTRIC CHARACTERISTICS</b>					
CONTACT RESISTANCE MILLIVOLT LEVEL METHOD	20 mV AC MAX, 1 mA(DC OR 1000Hz)		30 mΩ MAX .	X	-
INSULATION RESISTANCE	100 V DC.		500 MΩ MIN.	X	-
VOLTAGE PROOF	300 V AC FOR 1 min.		NO BREAKDOWN.	X	-
<b>MECHANICAL CHARACTERISTICS</b>					
MECHANICAL OPERATION	10 TIMES INSERTIONS AND EXTRACTIONS.		① CONTACT RESISTANCE: 50 mΩ MAX. ② NO DAMAGE, CRACK AND LOOSENESS OF PARTS.	X	-
VIBRATION	FREQUENCY 5 TO 600Hz (5 TO 14.9Hz:16.5mm(p-p), 14.9 TO 600Hz:73.0m/s <sup>2</sup> ) AT 3h FOR 8 DIRECTIONS.		① NO ELECTRICAL DISCONTINUITY OF 7ΩMIN , 1μs MIN. ② CONTACT RESISTANCE: 50 mΩ MAX. ③ NO DAMAGE, CRACK AND LOOSENESS OF PARTS.	X	-
SHOCK	500m/s <sup>2</sup> DURATION OF PULSE 10ms AT 10 TIMES FOR 3 DIRECTIONS.		① NO ELECTRICAL DISCONTINUITY OF 7ΩMIN , 1μs MIN. ② NO DAMAGE, CRACK AND LOOSENESS OF PARTS.	X	-
LOCK STRENGTH	MEASURE BREAK STRENGTH OF THE LOCK BY PULLING THE CONNECTOR IN THE MATING DIRECTION.		25 N MIN	X	-
<b>ENVIRONMENTAL CHARACTERISTICS</b>					
DAMP HEAT (STEADY STATE)	EXPOSED AT 60 °C, 90 ~ 95 %, 96 h.		① CONTACT RESISTANCE: 50 mΩ MAX. ② INSULATION RESISTANCE:500 MΩ MIN. ③ NO DAMAGE, CRACK AND LOOSENESS OF PARTS.	X	-
RAPID CHANGE OF TEMPERATURE	TEMPERATURE -40→5 TO 35→125→5 TO 35°C TIME 30 → 5 → 30 → 5 min UNDER 1000 CYCLES.		① CONTACT RESISTANCE: 50 mΩ MAX. ② NO DAMAGE, CRACK AND LOOSENESS OF PARTS.	X	-
DRY HEAT	EXPOSED AT 125°C, 1000 h.		① CONTACT RESISTANCE: 50 mΩ MAX. ② NO DAMAGE, CRACK AND LOOSENESS OF PARTS.	X	-
COLD	EXPOSED AT -40°C, 1000 h.		① CONTACT RESISTANCE: 50 mΩ MAX. ② NO DAMAGE, CRACK AND LOOSENESS OF PARTS.	X	-
RESISTANCE TO SOLDERING HEAT	SPECIFIED TEMPERATURE PROFILE FOR 2CYCLES. 		NO DEFORMATION OF CASE AND EXCESSIVE DISTORTION OF THE TERMINALS. (Note 3)	X	-
SOLDERABILITY	SOLDERED AT SPECIFIED TEMPERATURE PROFILE.		A NEW UNIFORM COATING OF SOLDER SHALL COVER A MINIMUM OF 95 % OF THE SURFACE BEING IMMERSSED.	X	-
	COUNT	DESCRIPTION OF REVISIONS	DESIGNED	CHECKED	DATE
	2	DIS-T-00019275	RS. TAKAGI	HH. TSUKUMO	20231013
REMARK			APPROVED	AH. EDASHIGE	20230419
(NOTE1) Include the temperature rising by current.			CHECKED	HH. TSUKUMO	20230419
(NOTE2) "STORAGE" means a long-term storage state for the unused product before assembly to PCB.			DESIGNED	RS. TAKAGI	20230419
(NOTE3) Swellings which may be generated on the surface of housing do not affect product performance.			DRAWN	RS. TAKAGI	20230419
Note QT:Qualification Test AT:Assurance Test X:Applicable Test			DRAWING NO.	ELC-392589-00-00	
	SPECIFICATION SHEET		PART NO.	GT50-6P-1H	
	HIROSE ELECTRIC CO., LTD.		CODE NO.	CL0760-1006-0-00	 1/1