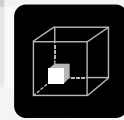


GT19 Series

Coaxial Cable Connector for Automotive Glass Antenna



Antenna



Space Saving



1 GHz



Apr. 1. 2025 Copyright 2025 HIROSE ELECTRIC CO., LTD. All Rights Reserved.



Features

1. Space Saving Design
2. Secure mating with clear tactile click
3. Frequency range : up to 1GHz

Application

Automotive Glass Antenna

Product Specifications

Rated Current	1A	Operating Temperature (Note 1)	-30 to +105°C
Rated Voltage	125V AC		

Item	Specifications	Conditions
Contact Resistance	30m Ω Max.	Measured at 1A DC
Insulation Resistance	100M Ω Min.	Measured at 500V DC
Withstanding Voltage	No insulation breakdown	375V AC for 1 min.
Mating Durability	Contact Resistance : 60m Ω Max.	30 times insertion and extraction

Note : Includes temperature rise due to current flow.

Plug

The product consists of five parts.
(Housing, Insulation Case, Outer Terminal, Retainer and Center Terminal)



● Housing

Part No.	HRS No.	Material	Color	Purchase Unit
GT19S-1S-HU	CL0769-0017-1-00	PBT	Black	100pcs per bag

● Insulation Case

Part No.	HRS No.	Material	Color	Purchase Unit
GT19S-SC	CL0769-0015-6-00	PBT	Dark Gray	100pcs per bag

● Outer Terminal

Part No.	HRS No.	Material / Finish	Insulation Outer Diameter	Jacket Outer Diameter	Purchase Unit
GT19S-/1.6-2.9SC	CL0769-0016-9-00	Brass / Tin Plating	φ 1.5 to 2.0	φ 2.6 to 3.0	100pcs per bag

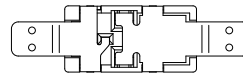
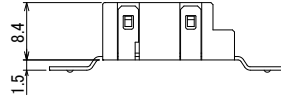
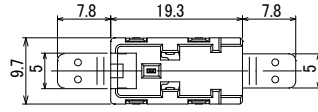
● Retainer

Part No.	HRS No.	Material	Color	Purchase Unit
GT19S-1S-R	CL0769-0018-4-00	PBT	Dark Gray	100pcs per bag

● Center Terminal

Part No.	HRS No.	Material / Finish	Wire Size	Purchase Unit
GT19S-30SCF	CL0769-0014-3-00	Copper Alloy / Tin Plating	30 AWG	3,000pcs per reel
GT19S-2428SCF	CL0769-0021-9-00		24 to 28 AWG	

Receptacle



Part No.	HRS No.	Material / Finish or Color	Purchase Unit
GT19SA-1P-V	CL0769-0022-1-00	Housing : PPS / Black Center Terminal : Brass / Tin Plating Outer Terminal : Copper Alloy / Tin Plating	80pcs per tray

Crimping Tools

Please ask your Hirose Electric representative for a user manual.

Automatic Crimping Machine



Product number CM-105C

Note 1 : Photo for reference only. Subject to change.

Note 2 : Please refer to the table below for applicator part numbers.

Specifications

Item	Specifications	Remarks
Press Capacity	1.5ton	-
Stroke Length	30mm	-
Number of Strokes	200spm (50Hz)	240spm (60Hz)
Weight	75kg	-
Motor	0.2kw	100V AC
Crimping Speed	2,000 to 4,000pcs/H	-

Applicator (for Mounting to Automatic Crimping Machines)

Terminal Part No.	Terminal HRS No.	Applicator Part No.	Applicator HRS No.
GT19S-30SCF	CL0769-0014-3-00	AP105-GT19S-30S	CL0901-5150-0-00
		AP105-GT19S-30S-ID	CL0901-5167-3-00
GT19S-2428SCF	CL0769-0021-9-00	AP105-GT19S-2428S	CL0901-5178-0-00

Note 1 : Different contact crimp heights are available for different cable types.


Please contact your Hirose Electric account representative for details.

Other cables will require different crimp height settings. Please note that this may take a few days.

Note 2 : When purchasing HRS equipment, please contact your Hirose Electric account representative to confirm that the cable that you plan to use for the applicable terminal has been evaluated.

Note 3 : The applicators and tools listed here may not be applicable depending on the specifications of the cable you use.

Hand Press



Product number HOS-7

Outer Terminal Caulking Tool (for Mounting Hand Press)

Terminal Part No.	Terminal HRS No.	Outer Terminal Caulking Tool Part No.	Outer Terminal Caulking Tool HRS No.
GT19S-/1.6-2.9SC	CL0769-0016-9-00	GT19S-1.6-2.9S/CK-MP	CL0902-5516-7-00
		GT19S-1.6-2.9S/CK-MP3	CL0902-5518-2-00

Note 1 : Different contact crimp heights are available for different cable types.
Please contact your Hirose Electric account representative for details.

Please note that we will need to define new crimp heights for novel cables and this may take a few days.

Note 2 : When purchasing HRS equipment, please contact your Hirose Electric account representative to confirm that the cable that you plan to use for the applicable terminal has been evaluated.

Note 3 : The applicators and tools listed here may not be applicable depending on the specifications of the cable you use.

While Taking into Consideration

Specifications mentioned in this catalog are reference values.

When considering to order or use this product, please review the Drawing and Product Specifications sheets.

Use an appropriate cable when using the connector in combination with cables.

If considering usage of a non-specified cable, please contact your sales representative.

If assembly process is done by jigs & tools which are not identified by Hirose, the warranty of the product may be affected.

If considering usage for below mentioned applications, please contact your sales representative.

In cases where the application will demand a high level of reliability, such as automotive, medical instruments, public infrastructure, aerospace/defense etc. Hirose must review before assurance of reliability can be given.