


Card Edge Type Ribbon Cable Connectors

HIF5 Series



■ Features

1. Product Variation

The area to install the connector body is classified into three types according to full hole mounting area, semi-mounting area and non-mounting area.

2. Mounting Density Enhancement

This connector is designed so that the ribbon cable can turn back within the connector molding range. The connector can be installed without coming out of the insulator.

3. Applicable Cable

The applicable cable is a <UL2651>28 AWG flat cable (7pcs./0.127mm, jacket dia. : 0.8 to 1.0mm).

■ Product Specifications

Rating	Current rating : 1A Voltage rating : 200V AC	Operating Temperature Range : -55 to +85°C (Note 1) Operating Moisture Range:40 to 80%	Storage Temperature Range : -10 to +60°C (Note 2) Storage Humidity Range : 40 to 70% (Note 2)
--------	---	---	--

Item	Specification	Condition
1. Insulation Resistance	1000MΩ min.	500V DC
2. Withstanding voltage	No flashover or insulation breakdown.	650V AC/1 minute
3. Contact Resistance	15mΩ max.	0.1A
4. Vibration	No electrical discontinuity of 1μs or more	Frequency : 10 to 55 Hz, single amplitude of 0.75 mm, 2 hours in each of the 3 directions.
5. Humidity (Steady state)	Insulation resistance : 1000MΩ min.	96 hours at temperature of 40°C and humidity of 90% to 95%
6. Temperature Cycle	No damage, cracks, or parts looseness.	(-65°C : 30 minutes → 15 to 35°C : 5 minutes max. 125°C : 30 minutes → 15 to 35°C : 5 minutes max.) 5 cycles
7. Durability (Mating/un-mating)	Contact resistance 15mΩ max.	500 cycles

Note 1 : Includes temperature rise caused by current flow.

Note 2 : The term "storage" refers to products stored for long period of time prior to mounting and use. Operating Temperature Range and Humidity range covers non conducting condition of installed connectors in storage, shipment or during transportation.

■ Materials / Finish

Part	Material	Finish		Remarks
Insulator	PBT	Black		UL94V-0
Contact	Copper alloy	Contact area	Gold plated over nickel underplated	—
		Connection area	Nickel plated	

■ Product Number Structure

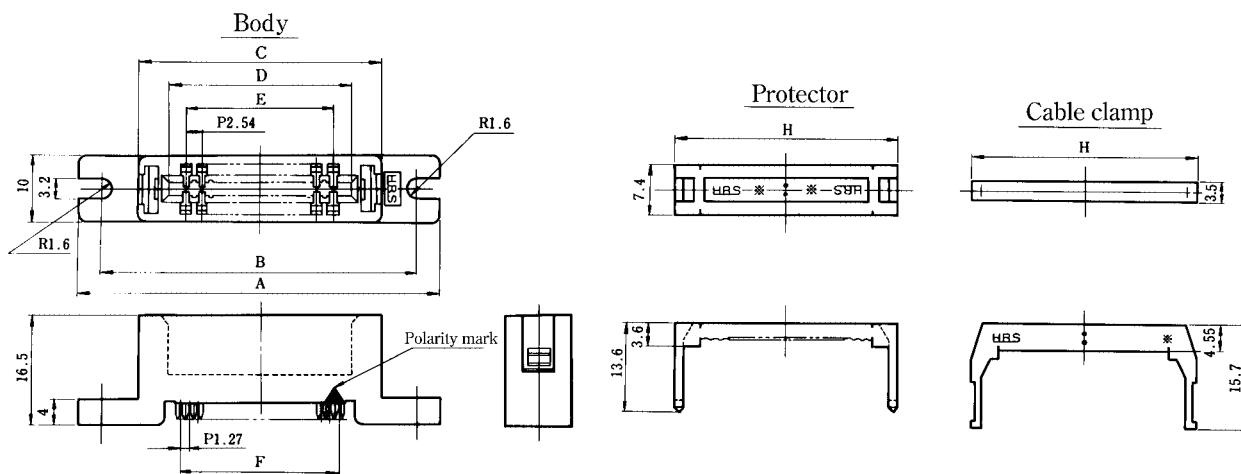
Refer to the chart below when determining the product specifications from the product number.
Please select from the product numbers listed in this catalog when placing orders.

HIF5
C
-
*
D
A
-
2.54
R

①
②
③
④
⑤
⑥
⑦

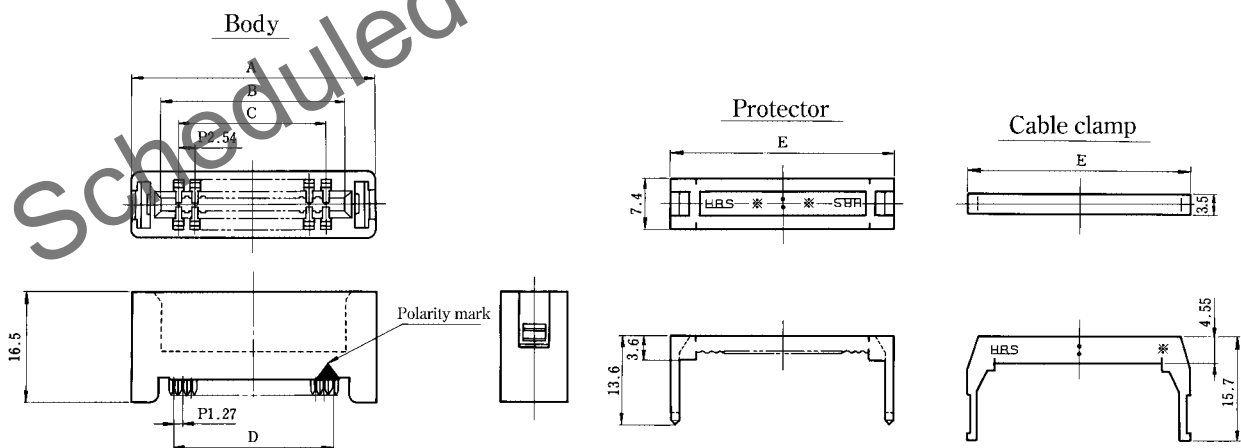
① Series Name : HIF5	④ Contact alignment : D : Double
② Mold type C : With half mounting hole D : Without mounting hole	⑤ Plating type : A : Selective gold plated
③ Number of contacts : 20, 26, 34, 40, 50, 60	⑥ Contact Pitch : 2.54mm
	⑦ Connection type : R : Ribbon cable

■ With Mounting Half hole



Part No.	HRS No.	No. of Contacts	A	B	C	D	E	F	H	RoHS
HIF5C-20DA-2.54R(91)	564-0020-8 91	20	50.8	45.72	36.04	28.04	22.86	24.13	33.54	YES
HIF5C-26DA-2.54R(91)	564-0021-0 91	26	58.42	53.34	43.66	35.66	30.48	31.75	41.16	
HIF5C-50DA-2.54R(91)	564-0024-9 91	50	88.9	83.82	74.14	66.14	60.96	62.23	71.64	
HIF5C-60DA-2.54R(91)	564-0025-1 91	60	101.6	96.52	86.84	78.84	73.66	74.93	84.34	

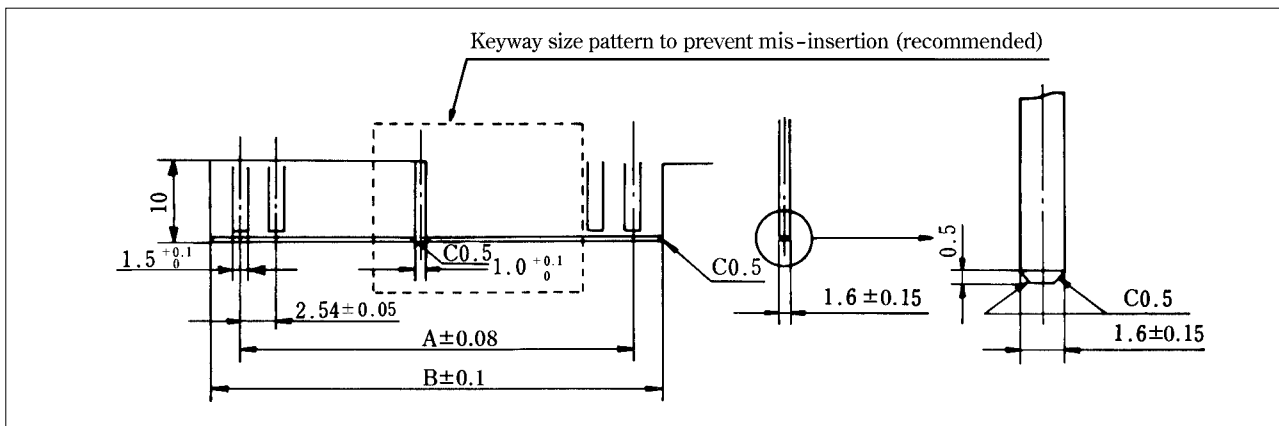
■ Without Mounting Hole



Part No.	HRS No.	No. of Contacts	A	B	C	D	E	RoHS
HIF5D-34DA-2.54R(91)	564-0028-0 91	34	53.82	45.82	40.64	41.91	51.32	YES
HIF5D-40DA-2.54R(91)	564-0029-2 91	40	61.44	53.44	48.26	49.53	58.94	
HIF5D-50DA-2.54R(91)	564-0030-1 91	50	74.14	66.14	60.96	62.23	71.64	
HIF5D-60DA-2.54R(91)	564-0031-4 91	60	86.84	78.84	73.66	74.93	84.34	

Apr.1.2022 Copyright 2022 HIROSE ELECTRIC CO., LTD. All Rights Reserved.

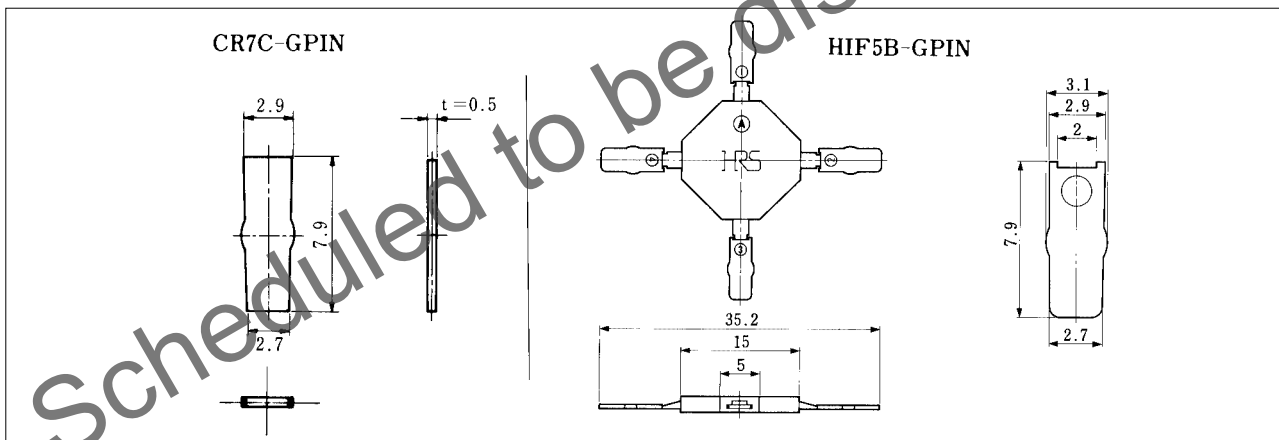
◆PCB Dimensions



No. of Contacts	20	26	34	40	50	60
A	22.86	30.48	40.64	48.26	60.96	73.66
B	27.84	35.46	45.62	53.24	65.94	78.64

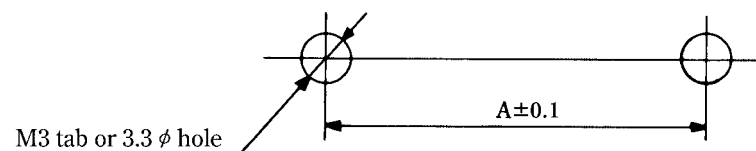
Note : Using the polarizing key prevents mis-insertion in the printed board.
 For use, insert the polarizing key so as to hit the mold bottom.

◆Polarizing Key



Part No.	HRS No.	Material	RoHS
CR7C-GPIN	507-0055-8	Poly acetal resin, white	YES
HIF5B-GPIN	564-0052-4	PBT, beige	

◆Panel Cutouts



Unit : mm

	No. of Contacts	20	26	34	40	50	60
mounting Half hole	size A	45.72	53.34	63.50	71.12	83.82	96.52

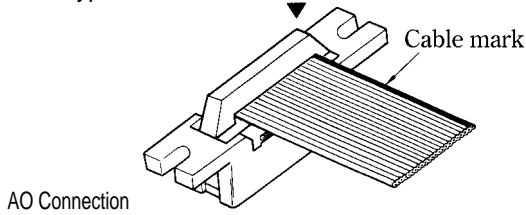
Apr.1.2022 Copyright 2022 HIROSE ELECTRIC CO., LTD. All Rights Reserved.

◆ Connection Procedures

Note 1 : Cable length tolerance Less than 500 ⁺¹⁰ (mm)
More than 500 pcs. ⁺³ %

Note 2 : When a cable such as a twist cable or a slit (like a roller screen) cable is used, the cable pitch will slightly change according to cable manufacturers. If connection failure has occurred, consult HRS Sales Department.

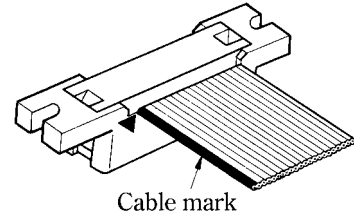
HIF5C Type



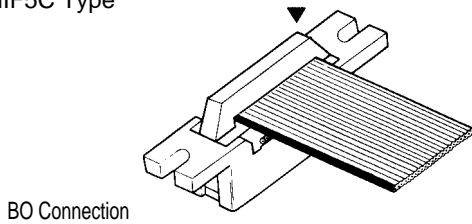
HIF5C Type

(No cable clamp)

AO Connection



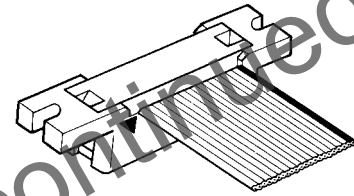
HIF5C Type



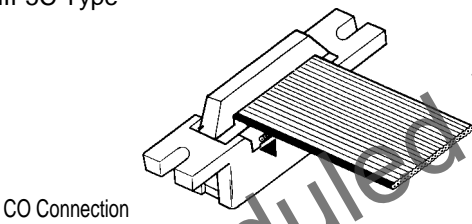
HIF5C Type

(No cable clamp)

BO Connection



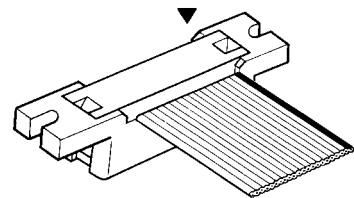
HIF5C Type



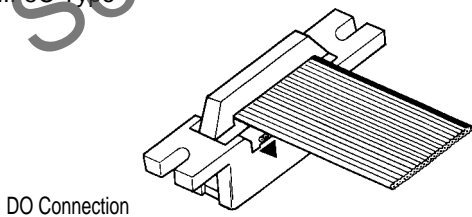
HIF5C Type

(No cable clamp)

CO Connection



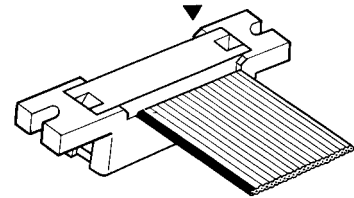
HIF5C Type



HIF5C Type

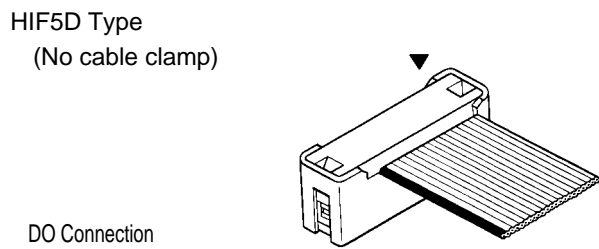
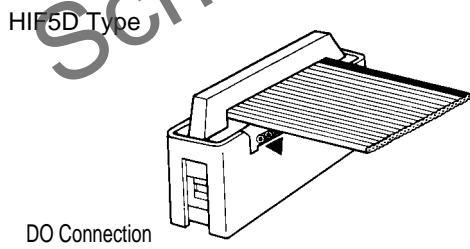
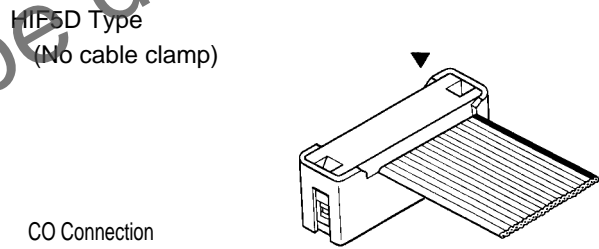
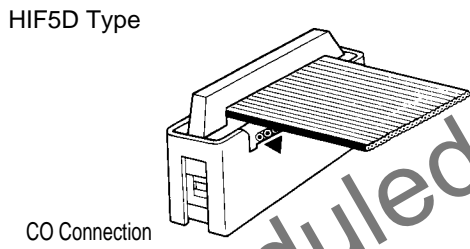
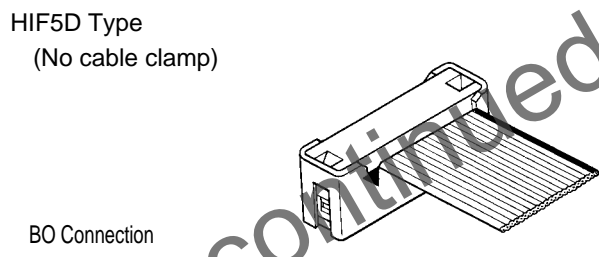
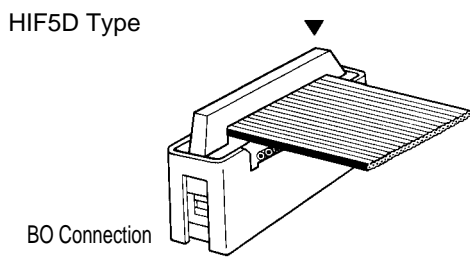
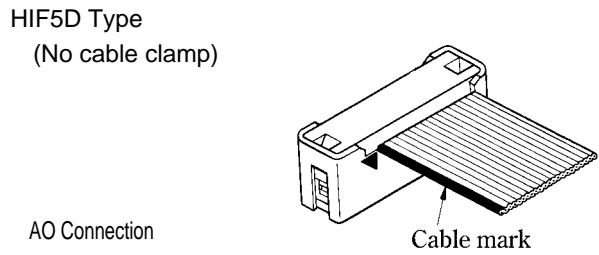
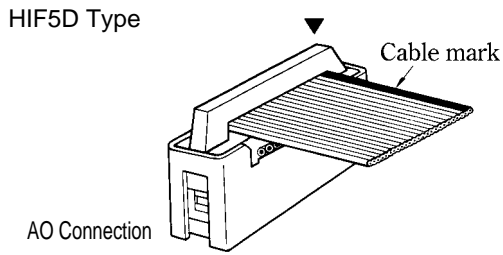
(No cable clamp)

DO Connection



Scheduled to be discontinued

Apr.1.2022 Copyright 2022 HIROSE ELECTRIC CO., LTD. All Rights Reserved.



Scheduled to be discontinued

Apr.1.2022 Copyright 2022 HIROSE ELECTRIC CO., LTD. All Rights Reserved.