



Plug-In



Waterproof



Floating

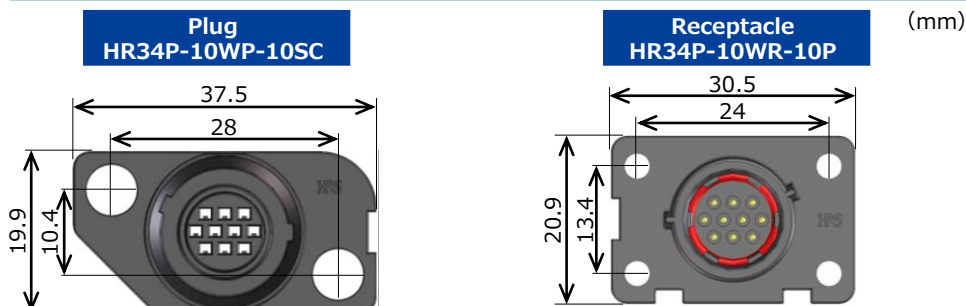


Features

- 1 **Blind mate connection for efficient assembly**
- 2 **Floating design allows easy mating**
Floating Amount: $\pm 0.5\text{mm}$ in X and Y directions
- 3 **IPX7/IPX8* waterproof (when mated)**
- 4 **Keyed housing prevents incorrect mating**

* IPX8: Left in water at a depth of 2m for 14 days.

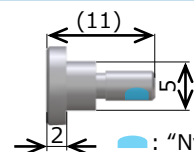
Space-saving



Crimp Contact for Plug
(Sold Separately)
HR34B-SC1-211



Screw for Plug
(Sold Separately)
HR34P-10WP-SCREW



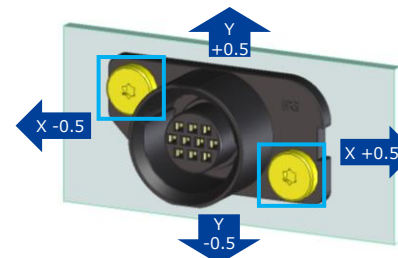
Nylok

The screws are pre-coated with anti-loosening agent 'Nylok'. This reduces assembly time and contributes to reducing the incidence of malfunctions due to variations in the application process.

: "Nylok" anti-loosening coating applied as standard.

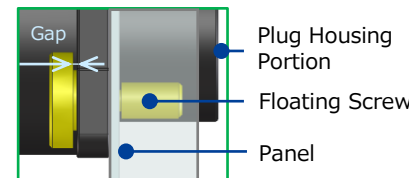
Floating Design

Floating screws enable floating mating of $\pm 0.5\text{mm}$ in X and Y directions.



Side View

The gap between the panel and the screw enables connector floating in X and Y directions.



Specifications

Rated Current	3A
Rated Voltage	200V AC, 250V DC
Operating Temperature	-40 to +105°C*
Contact Resistance	20mΩ Max. (1A DC)
Withstanding Voltage	900V AC for 1 min.
Insulation Resistance	1000MΩ Min. (500V DC)
Mating Durability	30 times

* Includes the temperature rise by current flow

- Applicable Cables : 20-25 AWG
- RoHS Compliant

Functional Diagram



Product Variations

Part No. HRS No.	Connector Type	Specification
HR34P-10WP-10SC CL0134-0078-0-00	Plug	10pos.
HR34P-10WR-10P CL0134-0079-0-00	Receptacle	10pos., Solder Pot Inner Dia.: ø1
HR34P-10WP-SCREW CL0134-0080-0-00	Floating Screw	±0.5mm in X and Y Directions
HR34B-SC1-211 CL0134-0050-4-00	Female Contact	Wire Size: 20 to 25 AWG Gold Plating, Reel
HR34B-SC1-111 CL0134-0051-7-00	Female Contact	Wire Size: 20 to 25 AWG Gold Plating, Pieces

Material and Finish

COMPONENT		MATERIAL	FINISH, REMARKS
Receptacle	Insulator	Polyamide Resin	UL94V-0, Black
	Male Contact	Copper Alloy	(Contact Area) Gold Plated (Terminal Area) Gold Plated (Under Plating) Nickel
	O-ring	Silicone Rubber	Red
Plug	Insulator	Polyamide Resin	UL94V-0, Black
Female Contact		Phosphor Bronze	(Contact Area) Gold Plated (Terminal Area) Nickel Plated (Under Plating) Nickel
Floating Screw		Stainless Steel	Silver (Nylok: Blue)

Applicable Tool (Hand Tool and Applicator)

Part No. HRS No.	Type	Applicable Cable
CM-105C CL0901-0001-0-00	Automatic Crimping Machine Body	-
AP105-HR34B-1 CL0901-2051-2-00	Automatic Applicator	20-25 AWG
HT304/HR34B-1 CL0150-0107-9-00	Manual Crimping Tool	UL20276 20 AWG, 23 AWG, 25 AWG
RP6-SC-TP CL0150-0039-0-00	Contact Extraction Tool	-

Apr. 1. 2024 Copyright 2024 HIROSE ELECTRIC CO., LTD. All Rights Reserved.