

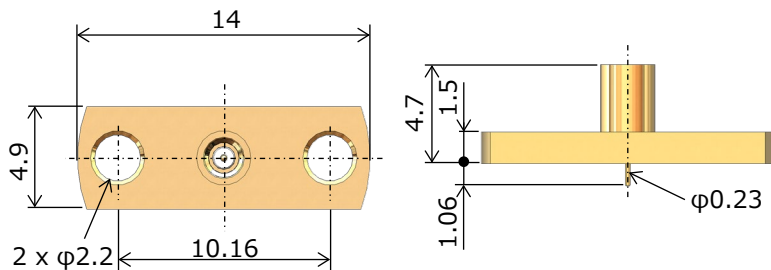
Features

- 1 Complies with IEC 61169-69 Standard -Receptacle
- 2 Panel-mount, 2-hole screw-type flange — ideal for RF device interfaces
- 3 Coaxial connectors that are 45% smaller than SMP* and 30% smaller than SMPM*
-Ideal for high-density mounting
*Dimension ratio for connector opening area
- 4 Non-magnetic design
-Suitable for quantum computing, medical devices, and aerospace applications

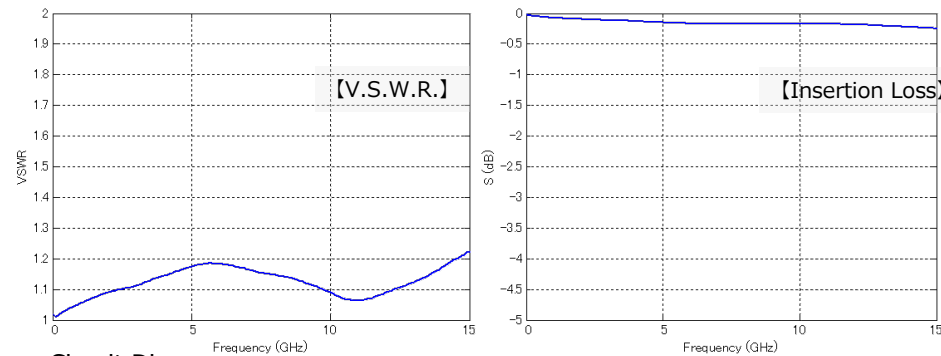
Dimension

● Receptacle

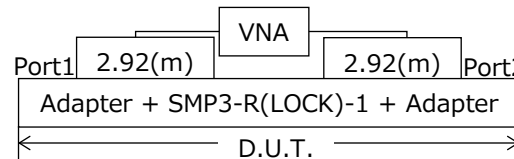
Part No.	HRS No.
SMP3-R(LOCK)-1	CL0338-0038-0-00



High Frequency Characteristics



Circuit Diagram



D.U.T.

Specifications

Characteristic Impedance	50Ω
V.S.W.R.	1.3 Max. (0 to 10GHz)* 1.35 Max. (10 to 15 GHz)*
Operating Temperature	-55 to +125°C
Contact Resistance	Center: 16mΩ Max. Outer: 16mΩ Max. (100mA DC)
Withstanding Voltage	250V AC for 1 min.
Insulation Resistance	500MΩ Min. (250V DC)
Mating Durability	100 times

*This is the value using the adapter.