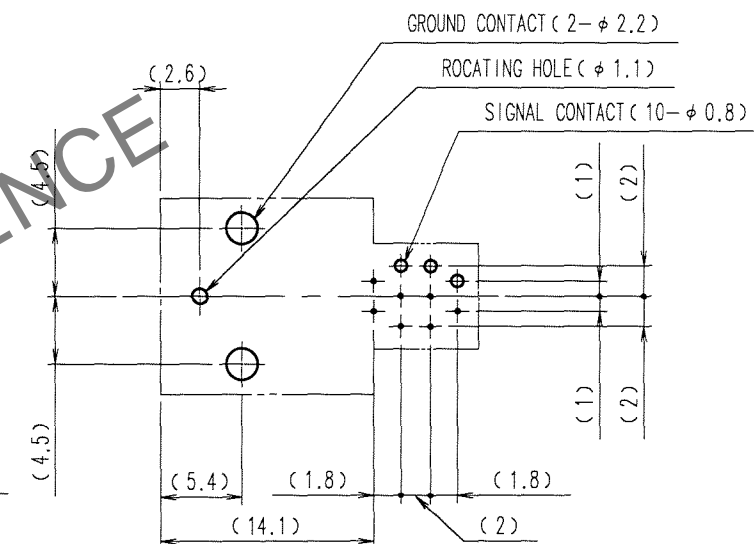
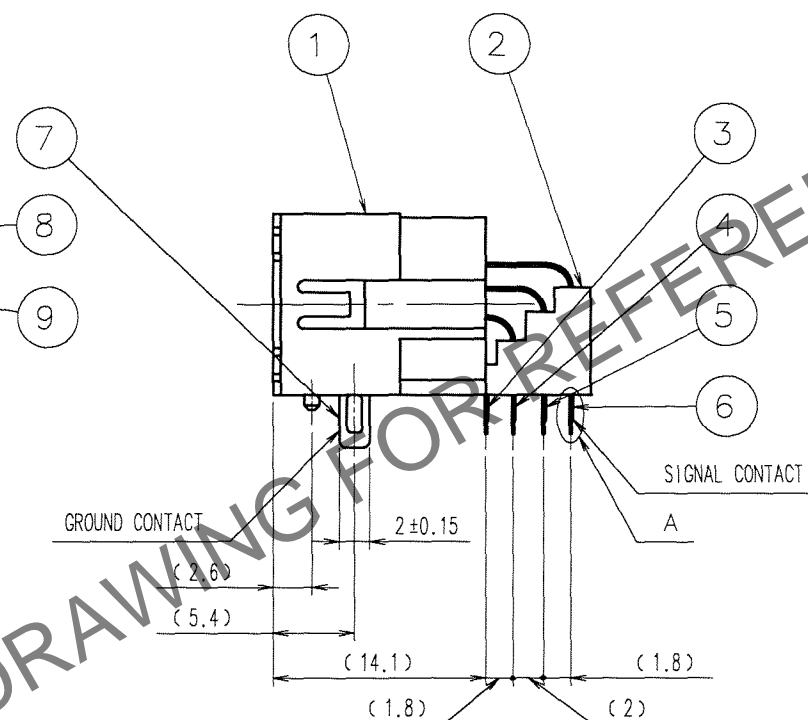
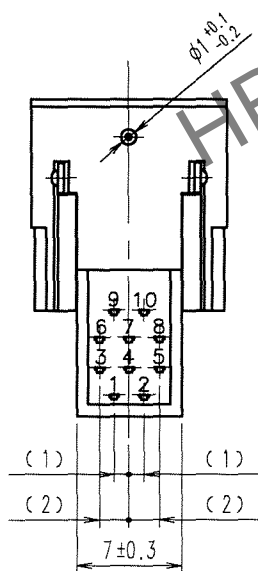
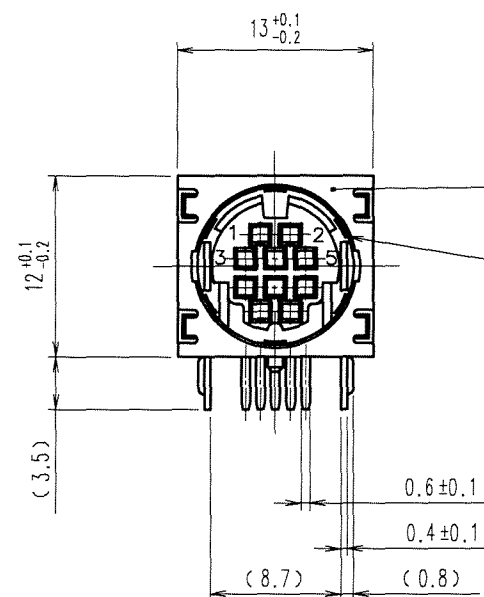
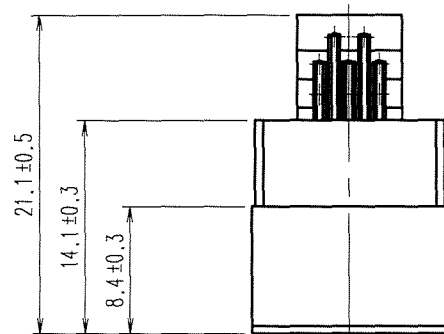


Apr.1.2024 Copyright 2024 HIROSE ELECTRIC CO., LTD. All Rights Reserved.
In case of consideration for using Automotive equipment / device which demand high reliability, kindly contact our sales window correspondents.

TO
R

A
B
C
D
E
F



REFERENTIAL DIMENSIONS OF DIP POST ARRANGEMENT
(APPLICABLE BOARD THICKNESS = 1~2)

1 PLATING
CONTACT AREA: GOLD 2μm min
LEAD AREA: GOLD FLASH PLATING
UNDER PLATING: NICKEL 2μm min

COUNT	DESCRIPTION OF REVISIONS	BY	CHKD	DATE	COUNT	DESCRIPTION OF REVISIONS	BY	CHKD	DATE
△				..	△				..
△				..	△				..
△				..	△				..

4	PHOSPHOR BRONZE	<1	9	PHOSPHOR BRONZE	TIN PLATING
3	PHOSPHOR BRONZE	<1	8	PHOSPHOR BRONZE	TIN PLATING
2	PBT	(BLACK) UL94V-0	7	PHOSPHOR BRONZE	TIN PLATING
1	PBT	(BLACK) UL94V-0	6	PHOSPHOR BRONZE	<1
			5	PHOSPHOR BRONZE	<1
NO.	MATERIAL	FINISH, REMARKS	NO.	MATERIAL	FINISH, REMARKS

CODE NO. (OLD) CL	DRAWN T. Horii 06.07.10	DESIGNED T. Horii 06.07.10	CHECKED E. Kunita 06.07.10	APPROVED M. Sato 06.07.12	RELEASED ..
SCALE 2 : 1	DRAWING NO. EDC3-043199-74	PART NO. HR212-10RC-10SDL (74)			
UNITS mm	HRS HIROSE ELECTRIC CO., LTD		CODE NO. CL112-2009-4-74		1/1

A
B
C
D
E
F