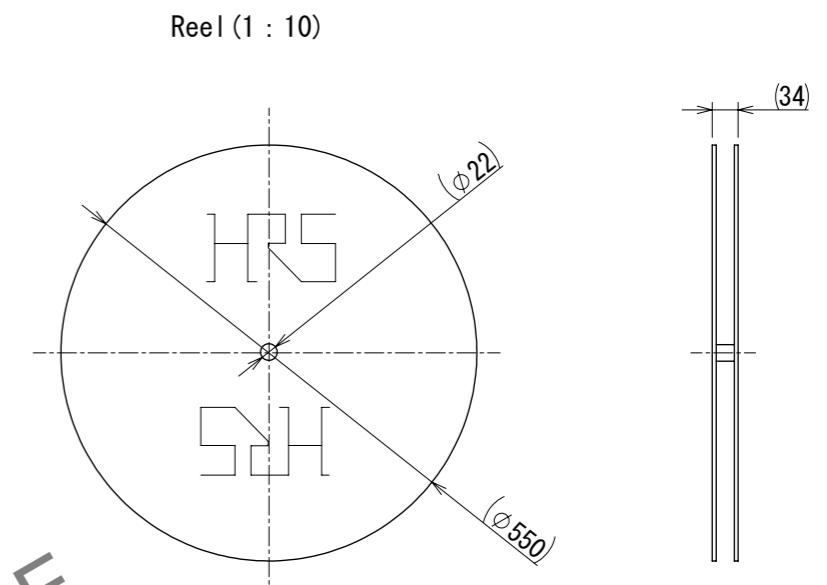
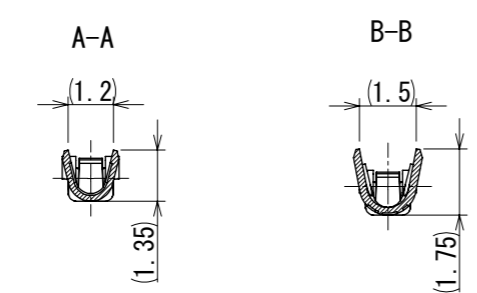
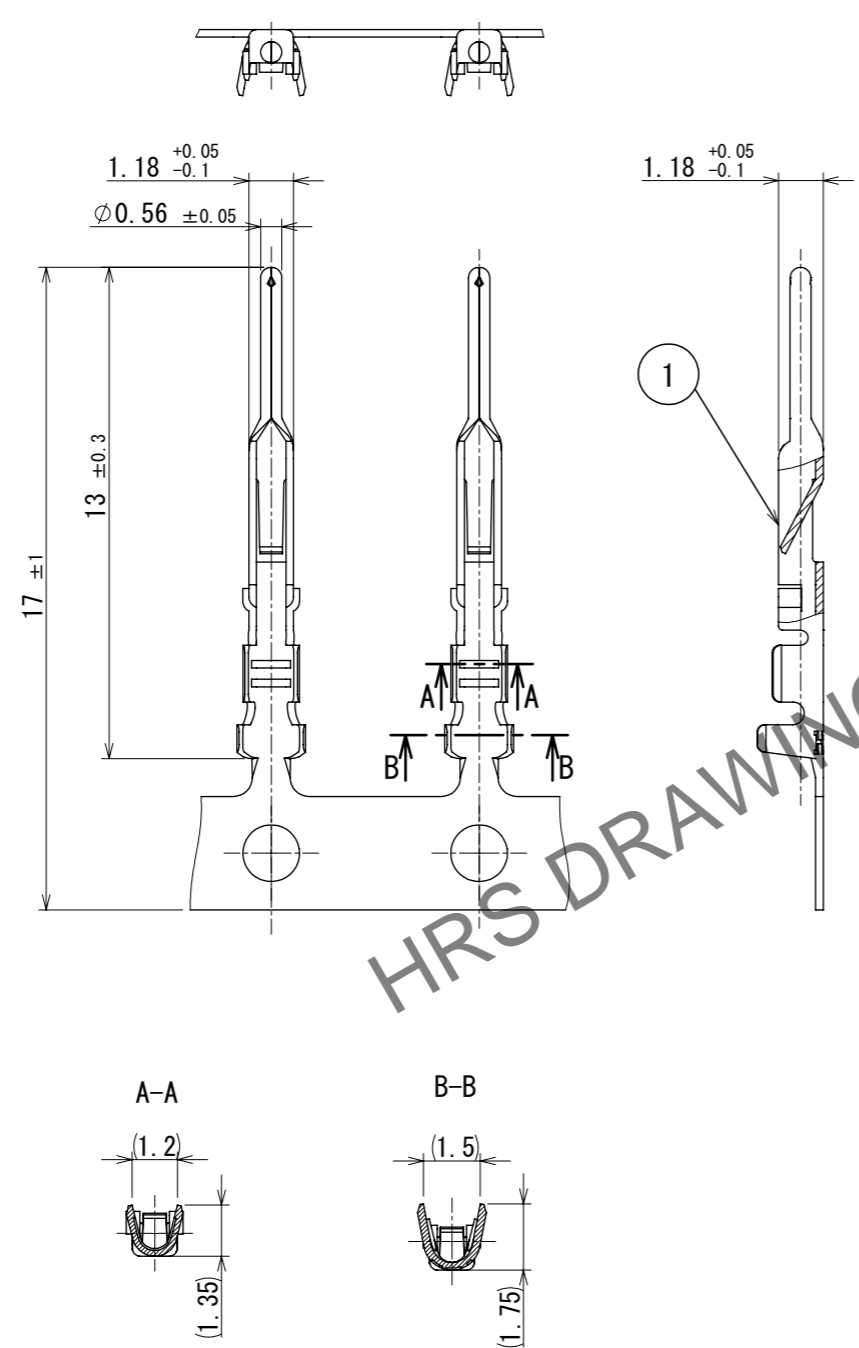


Mar.1.2026 Copyright 2026 HIROSE ELECTRIC CO., LTD. All Rights Reserved.
In case of consideration for using Automotive equipment / device which demand high reliability, kindly contact our sales window correspondents.



HRS DRAWING FOR REFERENCE

- Notes
- 1 Applicable wire : AWG#24 to 28 (Insulation diameter : φ1.15 MAX)
 - 2 Applicable crimp contact extraction tool : RP6-SC-TP (CL150-0039-0)
 - 3 Per reel : 10,000 contacts

△ CAD change

1	Phosphor bronze	Contact portion : Gold plating 0.2 μm min. Underplating : Nickel plating 1 μm min.						
NO.	MATERIAL	FINISH	REMARKS	NO.	MATERIAL	FINISH	REMARKS	
UNITS		SCALE	COUNT	DESCRIPTION OF REVISIONS		DESIGNED	CHECKED	DATE
mm		5:1	1	DIS-C-00018212		TR. YAMANOUE	HY. KOBAYASHI	2024. 08. 23
HRS HIROSE ELECTRIC CO., LTD.		APPROVED :	HY. KOBAYASHI	2024. 08. 08	DRAWING NO. EDC-396719-00-00			
		CHECKED :	HY. KOBAYASHI	2024. 08. 08	PART NO. HR22-PC1-221			
		DESIGNED :	HY. KISHI	2024. 08. 07	CODE NO. CL0122-0094-0-00			
		DRAWN :	HY. KISHI	2024. 08. 07	1/1			