


# FD TYPE CONNECTOR FOR RIBBON CABLE (1.27-millimeter pitch for standard ribbon cable)

## General

The FD Series connectors are designed for ribbon cable IDC termination. Connecting wires are grouped, so the FD Series are useful for labor-saving in connection work and enhancing wiring reliability. Being compatible with 1.27-mm (standard) ribbon

cables, the FD Series are general-purpose, high-performance connectors that are capable of being interacting with connectors for other types of ribbon cables. 9, 15, 25 and 37-contact models available.



## Features

- (1) Compact and sturdy due to metal shell.
- (2) Can be mounted on the front or back of a panel or chassis as necessary.
- (3) Fixes the cable securely by fixing the ribbon cable clamp with a metal plate in the connector.
- (4) Can be easily connected to a standard ribbon cable, having a cable IDC pitch of 1.27mm (standard).
- (5) Easy to connect cables by following the same IDC termination and connecting procedures as those for our other ribbon cable connectors.

## Application

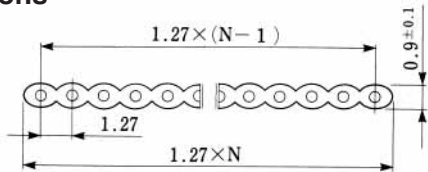
Most suitable for modems in communications equipment such as computers, peripherals and terminals, control equipment, and measuring instruments, and export equipment.

Electrical and Environmental

Electrical and Environmental Characteristics	
Current rating	1A
Voltage rating	200V AC
Insulation resistance	1,000MΩ min. at 500V DC
Contact resistance	25mΩ max. at 100mA DC
Withstand voltage	650Vr.m.s. AC for 1 minute

Material and Finish		
Shell	Steel	Nickel plating
Insulator	PBT (GE Valox)	Black
Contacts	Copper alloy	Nickel-plating + Gold plating

Cable specifications



Ordering Informations

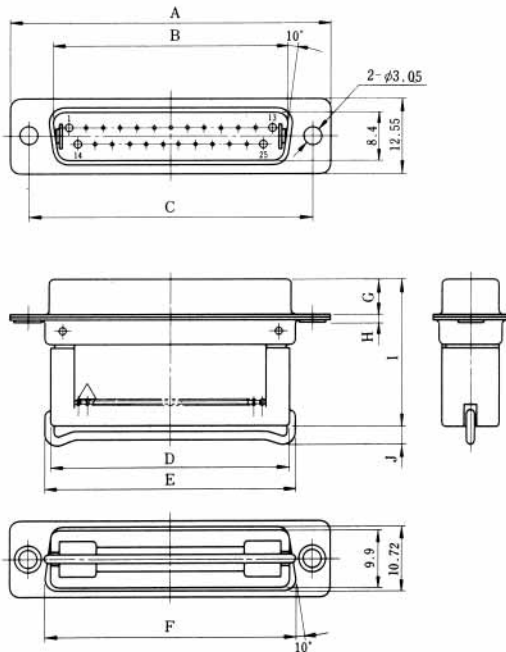
<u>F</u>	<u>D</u>	<u>B</u>	<u>—</u>	<u>25</u>	<u>P</u>	<u>F</u>	<u>(05)</u>
(1)	(2)	(3)	(4)	(5)	(6)		

- (1) Series Name FD: Insulation displacement termination
- (2) Shell Size E.A.B.C.
- (3) No. of Pin 9, 15, 25, 37
- (4) Type of contacts
  - P: Male contact
  - S: Female contact
- (5) Shell dimpled (male connector only)
- (6) Specification contents (05) : Nickel-plated shell

D Subminiature IDC Male



FDB-25P (05)



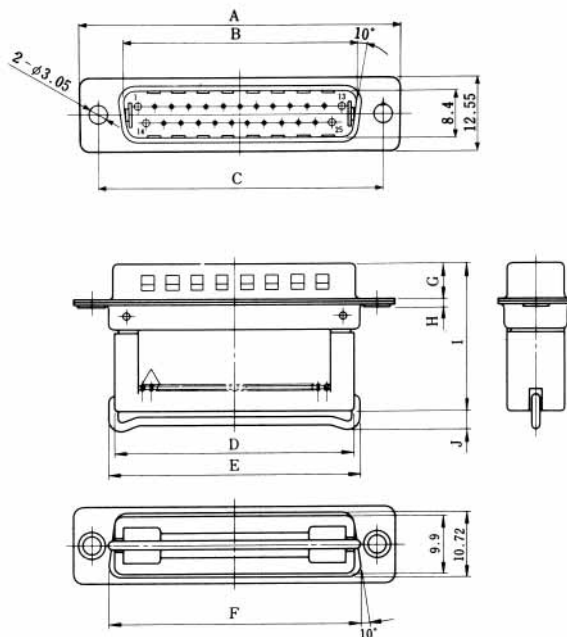
Unit: mm

HRS No	No. of pin	Part No.	A	B	C	D	E	F	G	H	I	J	RoHS
CL211-0143-8-05	9	FDE-9P (05)	30.81	16.9	24.99	17.6	19	19.28	5.99	1.2	24.39	2.7	YES
CL211-0145-3-05	15	FDA-15P (05)	39.14	25.24	33.32	25.8	27.2	27.55	5.99	1.2	24.39	2.7	
CL211-0135-0-05	25	FDB-25P (05)	53.04	39.01	47.04	39.6	41.4	41.28	5.87	1.3	24.37	3.2	
CL211-0147-9-05	37	FDC-37P (05)	69.32	55.47	63.5	56.14	57.9	57.71	5.87	1.4	24.47	3.2	

## D Subminiature IDC, Male with Grounding Dimples




FDB-25PF (05)



Unit: mm

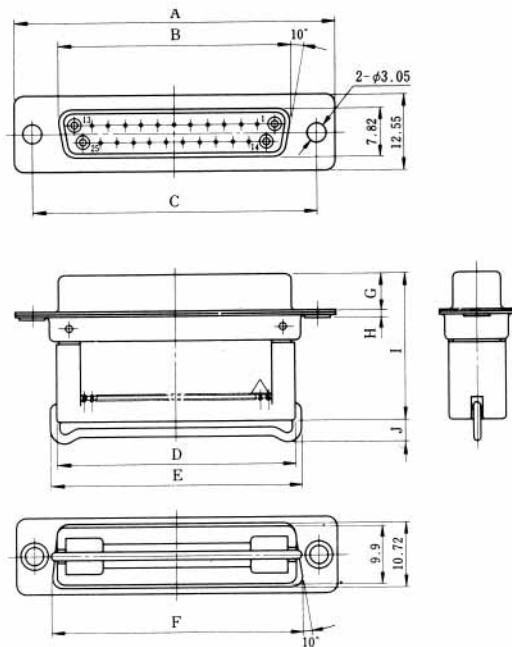
HRS No.	No. of pin	Part No.	A	B	C	D	E	F	G	H	I	J	RoHS
CL211-0721-2-05	9	FDE-9PF (05)	30.81	16.9	24.99	17.6	19	19.28	5.99	1.2	24.39	2.7	YES
CL211-0722-5-05	15	FDA-15PF (05)	39.14	25.24	33.32	25.8	27.2	27.55	5.99	1.2	24.39	2.7	
CL211-0723-8-05	25	FDB-25PF (05)	53.04	39.01	47.04	39.6	41.4	41.28	5.87	1.3	24.37	3.2	
CL211-0724-0-05	37	FDC-37PF (05)	69.32	55.47	63.5	56.14	57.9	57.71	5.87	1.4	24.47	3.2	



D Subminiature IDC, Male with Grounding Dimples



FDB-25S (05)

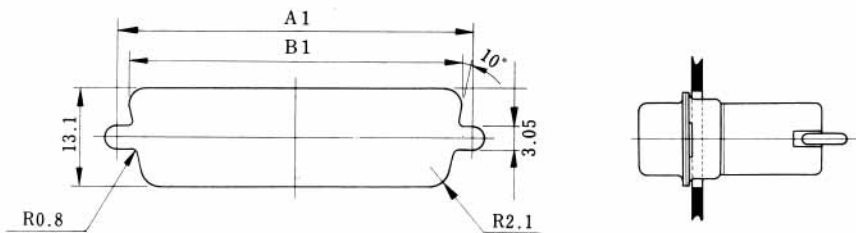


Unit: mm

HRS No	No. of pin	Part No.	A	B	C	D	E	F	G	H	I	J	RoHS
CL211-0144-0-05	9	FDE-9S (05)	30.81	16.4	24.99	17.6	19	19.28	6.17	1.2	24.37	2.7	YES
CL211-0146-6-05	15	FDA-15S (05)	39.14	24.59	33.32	25.8	27.2	27.55	6.17	1.2	24.37	2.7	
CL211-0136-2-05	25	FDB-25S (05)	53.04	38.3	47.04	39.6	41.4	41.28	6.17	1.2	24.37	3.2	
CL211-0148-1-05	37	FDC-37S (05)	69.32	54.76	63.5	56.14	57.9	57.71	6.17	1.2	24.37	3.2	

Connector Mounting Method and Mounting Dimensions

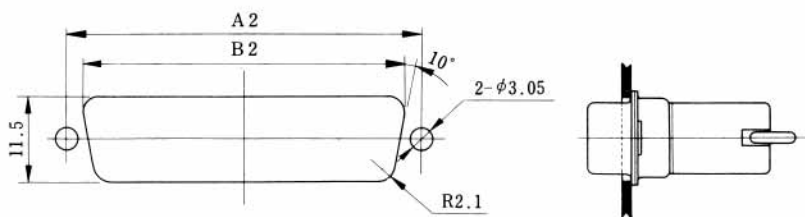
► Connector mounted on the face of the panel (front mounting)



Unit: mm

Shell size	A1	B1
E	24.99	22
A	33.32	30.3
B	47.04	44
C	63.5	60.5

► Connector mounded on the back of the panel (rear mounting)



Unit: mm

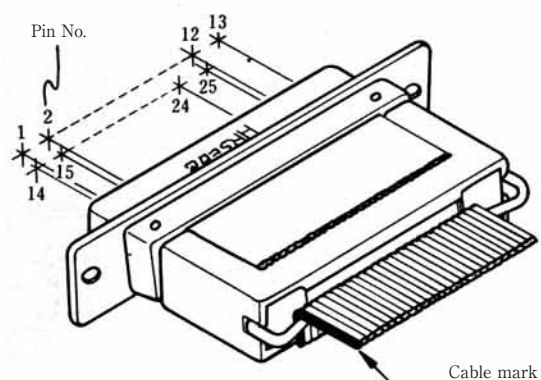
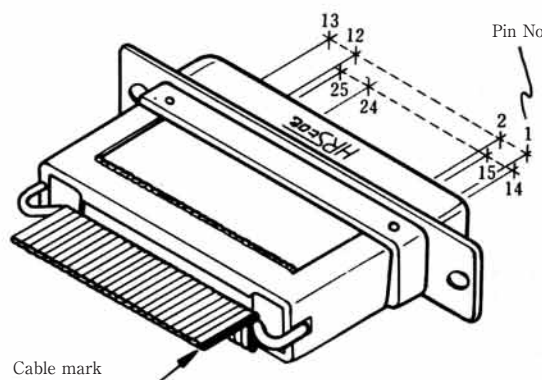
Shell size	A2	B2
E	24.99	20.2
A	33.32	28.6
B	47.04	42.5
C	63.5	59.2



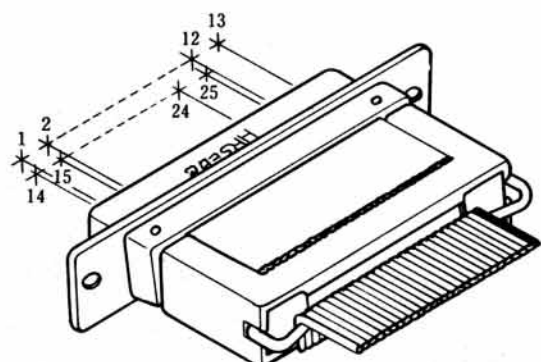
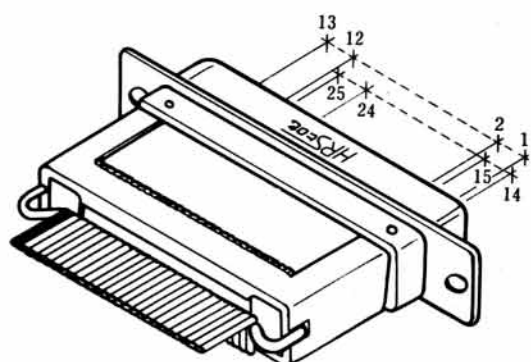
## ▶ Connecting Type



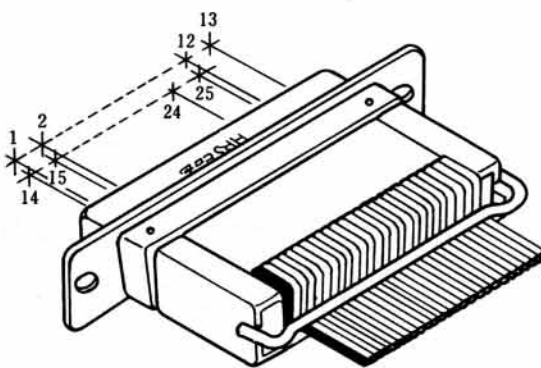
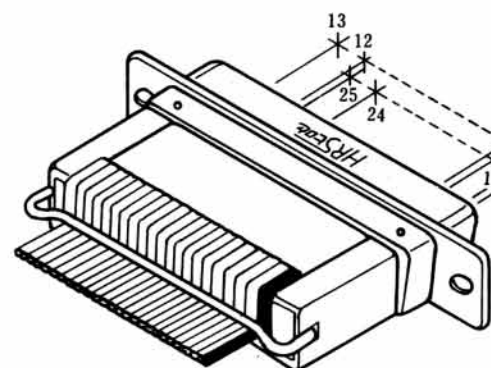
### A Type



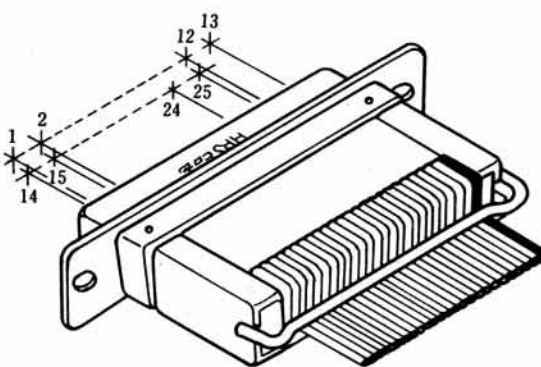
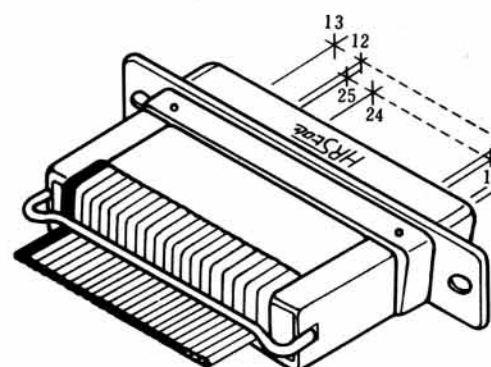
### B Type



### C Type



### D Type




Tools

Hi-Flex Connecting Press



HRS No	Part No.	Height	Width	Depth	Weight
550-0082-2	Hi-Flex connecting press	440mm	160mm	350mm	13kg

Guide Plate



HRS No	Part No.
902-0008-9	FDE-GP
902-0011-3	FDA-GP
902-0005-0	FDB-GP
902-0014-1	FDC-GP

Pressure Blook (For Plug)



HRS No	Part No.
902-0006-3	FDE-P pressure block
902-0009-1	FDA-P pressure block
902-0003-5	FDB-P pressure block
902-0012-6	FDC-P pressure block

Pressure Blook (For Socket)



HRS No	Part No.
902-0007-6	FDE-S pressure block
902-0010-0	FDA-S pressure block
902-0004-8	FDB-S pressure block
902-0013-9	FDC-S pressure block