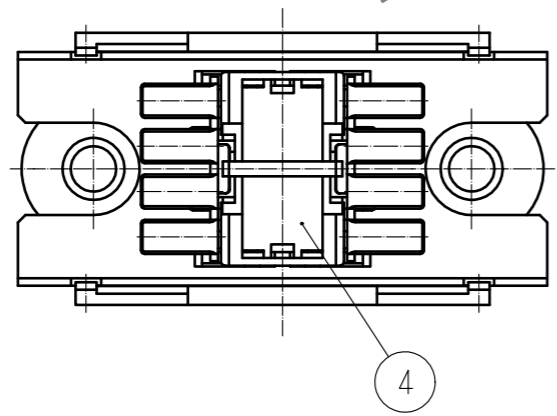
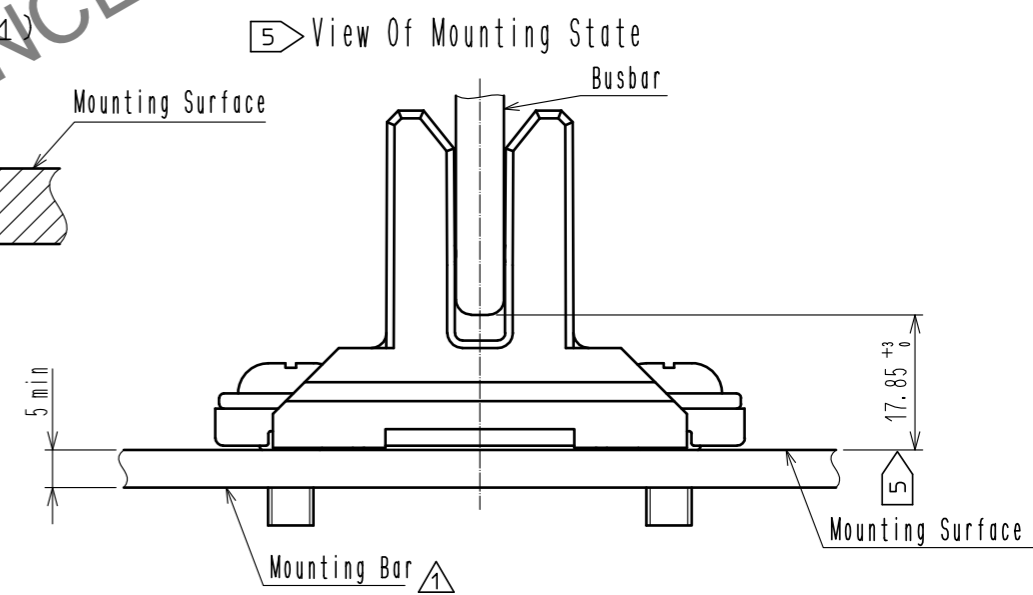
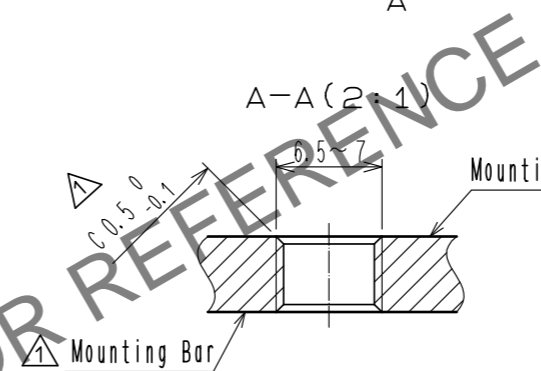
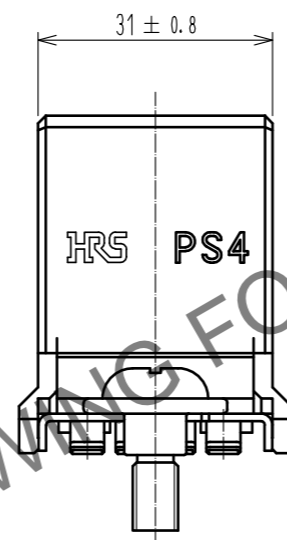
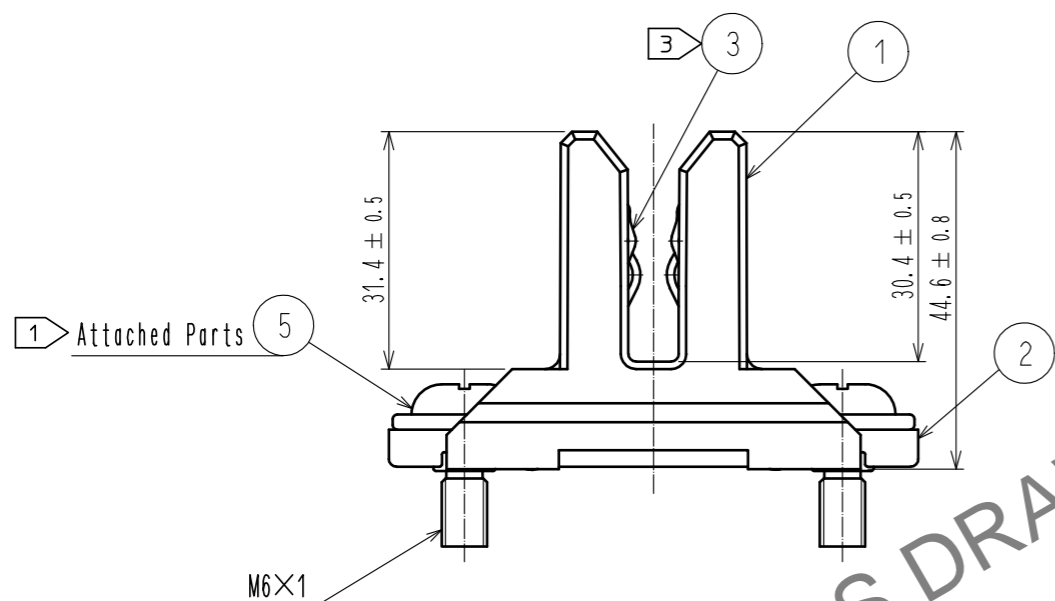
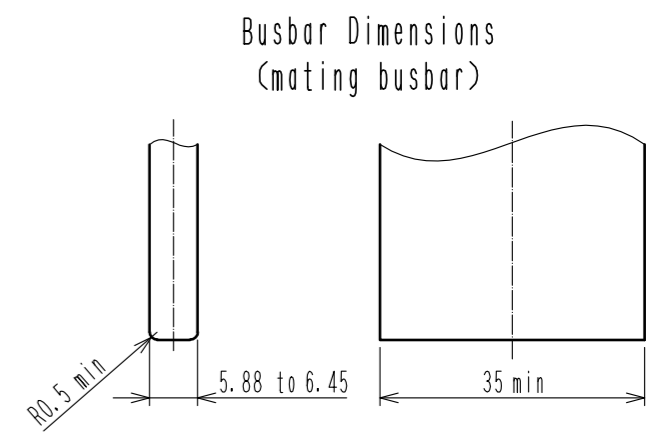
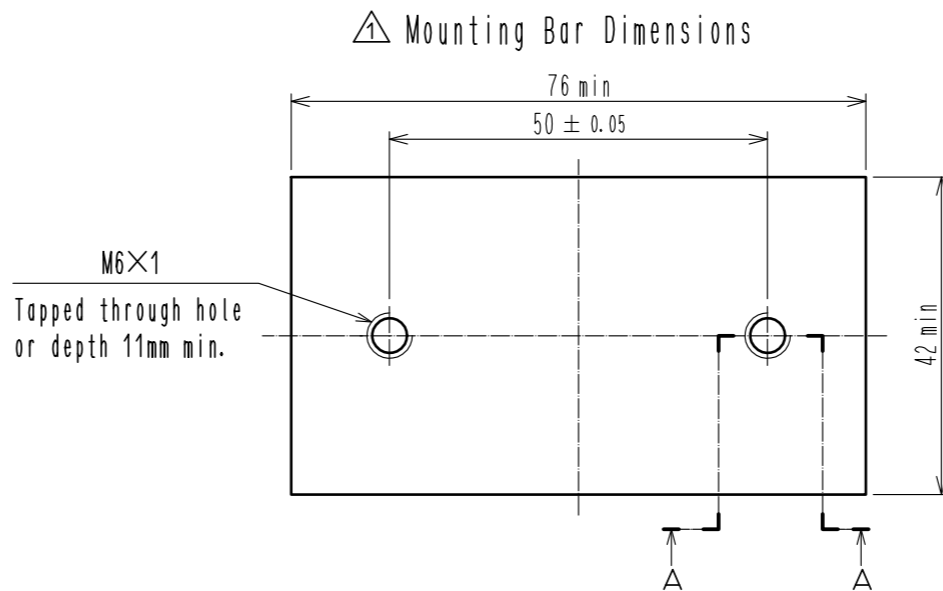
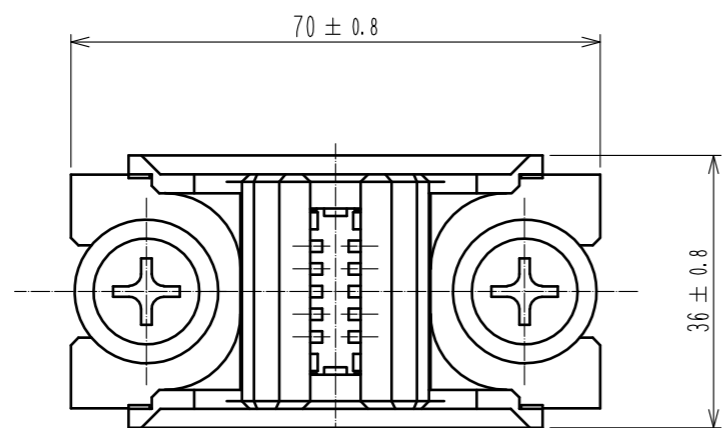


Apr.1.2024 Copyright 2024 HIROSE ELECTRIC CO., LTD. All Rights Reserved.
In case of consideration for using Automotive equipment / device which demand high reliability, kindly contact our sales window correspondents.



- Notes
- ① The recommended tightening torque for the Ref No.5 is 5 N·m.
 - ② This product has floating range of ±2mm from the center of the connector.
 - ③ There are some cases that plating color of Ref No.3 may change from silver to blackish brown due to chemical reaction by sulfure in the atmosphere.
 - ⚠ ④ Busbar and mounting bar shall be either silver plating. Silver plating thickness should be at 3μm min.
 - ⑤ The recommended distance between installation site and tip of busbar shall be 17.85±0.05 mm.
 - ⚠ ⑥ For precautions such as mounting, refer to the technical designation manual ETAD-E3255-00.

2	Stainless Steel		5	Steel	Nickel Plating : 2μm min
1	PBT	Black. UL94V-0	4	PBT	Black. UL94V-0
			3	Copper Alloy	Silver Plating : 2μm min
NO.	MATERIAL	FINISH . REMARKS	NO.	MATERIAL	FINISH . REMARKS
UNITS	mm	SCALE	1 : 1	COUNT	6
		DESCRIPTION OF REVISIONS		DESIGNED	MO. SHIMUYAMA
		DIS-E-00011064		CHECKED	KG. OKITA
				DATE	20220909
APPROVED : MN. KENJO 20220711			DRAWING NO. EDC-398500-00-00		
CHECKED : KG. OKITA 20220711			PART NO. PS4-6. 35T-F19		
DESIGNED : MO. SHIMUYAMA 20220708			CODE NO. CL0236-1087-0-00		
DRAWN : MO. SHIMUYAMA 20220708					