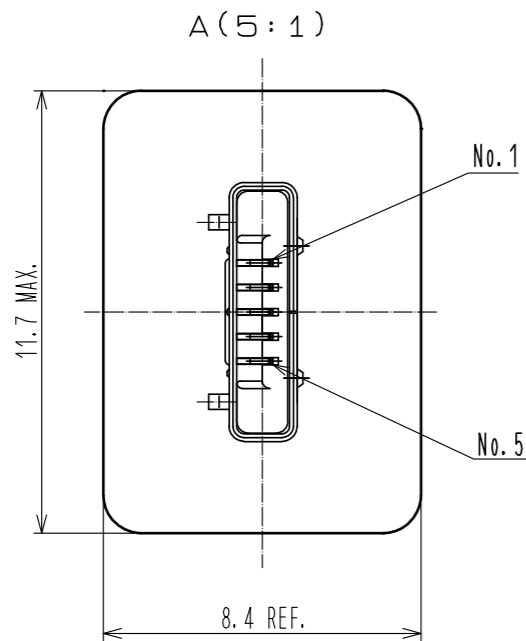
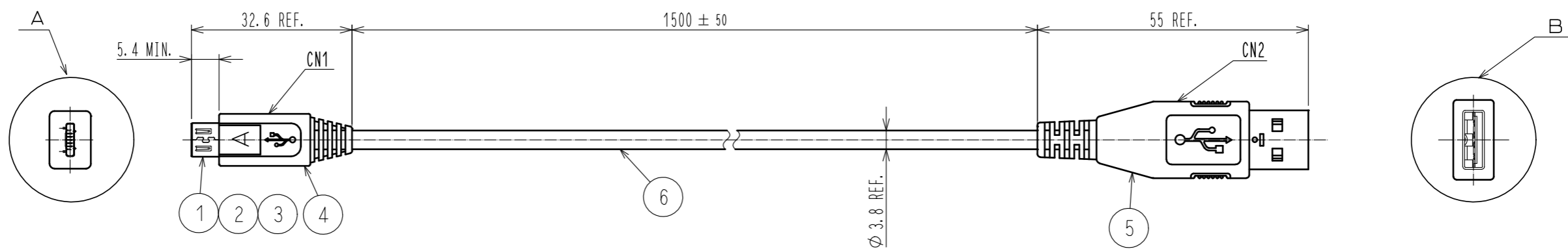


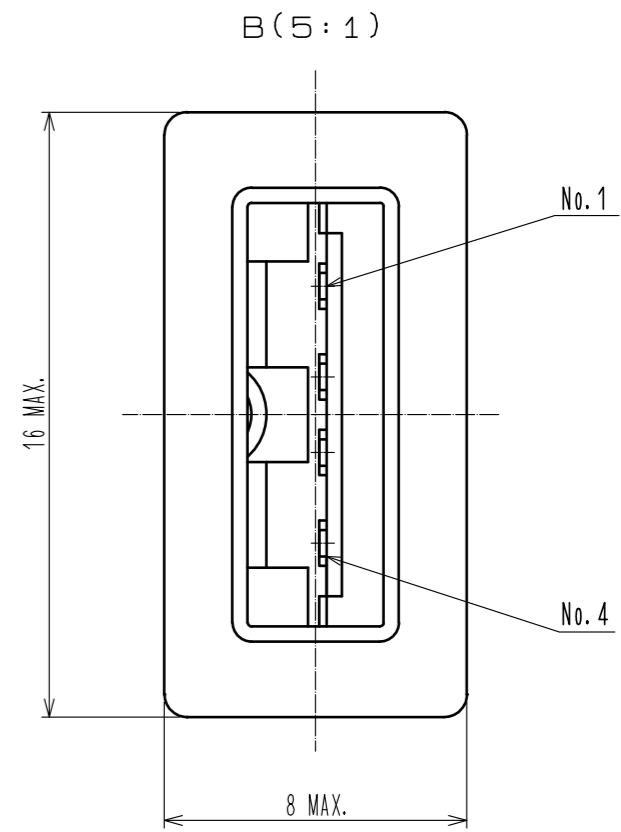
Jun.1.2021 Copyright 2021 HIROSE ELECTRIC CO., LTD. All Rights Reserved.
 In case of consideration for using Automotive equipment / device which demand high reliability, kindly contact our sales window correspondents.



HRS DRAWING FOR REFERENCE

1 TABLE 1 WIRING DIAGRAM

CN1 CONTACT No.	1	2	3	4	5	SHELL
SIGNAL	Vcc	DATA-	DATA+	GND		BRAIDED WIRE + DRAIN WIRE
WIRING COLOR	RED	WHITE	GREEN	BLACK		
CN2 CONTACT No.	1	2	3		4	SHELL



NOTE 1 REFER TO TABLE-1 FOR WIRING OF CN1 AND CN2.
 2 THIS PRODUCT IS USING QU-USB-156D CABLE MANUFACTURED BY LTK INTERNATIONAL LIMITED.

3	CONNECTOR	ZX40-SLDB	6	INTERFACE CABLE	BLACK 2			
2	CONNECTOR	ZX40-A-SLDA	5	CONNECTOR	USB-A TYPE, BLACK			
1	CONNECTOR	ZX40-A-5S-UNIT(30)	4	PVC	BLACK			
NO.	MATERIAL	FINISH . REMARKS	NO.	MATERIAL	FINISH . REMARKS			
UNITS mm		SCALE 1 : 1	COUNT 	DESCRIPTION OF REVISIONS		DESIGNED	CHECKED	DATE
HRS HIROSE ELECTRIC CO., LTD.		APPROVED : NM. NISHIMATSU	15.10.27	DRAWING NO. EDC-127323-30-00				
		CHECKED : KN. ICHIKAWA	15.10.27	PART NO. ZX40-A-5S-1500-STDA(30)				
		DESIGNED : TS. ITO	15.10.27	CODE NO. CL242-0063-9-30				
		DRAWN : AK. AKIYAMA	15.10.27			1/1		