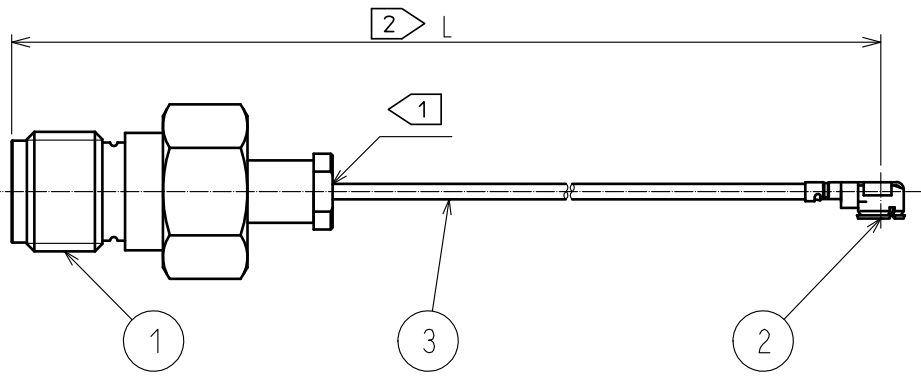


1 2 3 4

A
B
C
D
E
F

A
B
C
D
E
F



NOTE 1 Do not apply any excessive stress to the cable assembly position.
 2 We indicate the length of the harness on the last of product name, 'L' part.

Tolerance for [L]

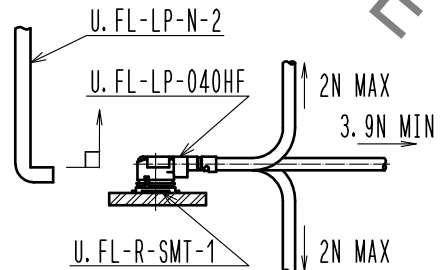
Length L [mm]	Tolerance [mm]
$50 \leq L \leq 200$	± 4
$200 < L \leq 500$	± 8
$500 < L \leq 1000$	± 12
$1000 < L$	$\pm 1.5\%$

Part No.	Cable color
~04N1TV~	WHITE
~04N2TV~	BLACK

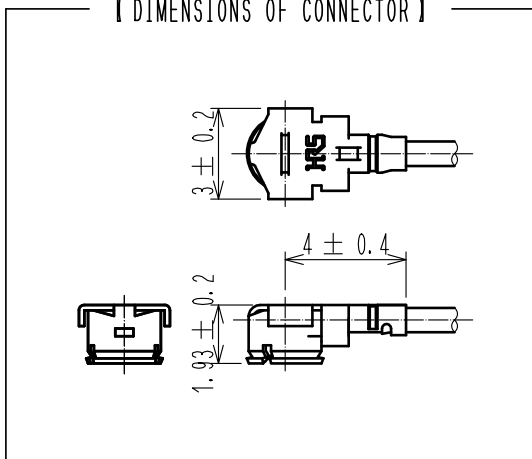
3. Specifications are subject to change without notice.

【 PRECAUTIONS FOR HANDLING 】

- ◆ Connector insertion and extraction
 - a. Connector shall be extracted vertically by specialised extraction JIG. Part No. U.FL-LP-N-2<<CL Code:CL331-0494-5>> Never hold the cable when extracting the cable because it damages the connector.
 - b. Insert the connector as perpendicularly to the mating surface as possible by aligning the mating axes of both connectors. Do not excessively slant the connectors when inserting.
- ◆ Allowable loads on the cable after the connectors are mated.
 The figures below show the maximum allowable loads on the cable. Do not apply loads exceeding these values to the cable.



【 DIMENSIONS OF CONNECTOR 】



2	U.FL-LP-040HF	CL331-0557-3-00						
1	HRM-200-040JBN(40)	CL323-0792-9-40	3	F-MF103CN	NISSEI ELECTRIC CO., LTD.			
N o.	PART NO.	CODE NO.	N o.	PART NO.	MANUFACTURER			
UNITS mm		SCALE FREE	COUNT 1	DESCRIPTION OF REVISIONS DIS-D-00003732		DESIGNED NK. OOSAWA	CHECKED TO. KATAYAMA	DATE 20181206
HIROSE ELECTRIC CO., LTD.		APPROVED : TO. KATAYAMA	20180710	DRAWING NO.				
		CHECKED : TO. KATAYAMA	20180710	PART NO.				
		DESIGNED : YI. FUNADA	20180710	CODE NO.				
		DRAWN : YI. FUNADA	20180710	HRMJ-UFLHF6-04N*TV-ALRS 1/1				