






Aug. 1. 2021 Copyright 2021 HIROSE ELECTRIC CO., LTD. All Rights Reserved.  
 In case of consideration for using Automotive equipment / device which demand high reliability, kindly contact our sales window correspondents.

Applicable standard					
Rating	Operating temperature range	-40 °C to +90 °C( 90 %RH Max.)	Storage temperature range	-40 °C to +90 °C( 90 %RH Max.)	
	Power	-- W	Characteristic impedance	75 Ω( 0 to 3 GHz)	
	Peculiarity	----	Applicable cable	1.5 Dia. coaxial cable.	
<b>SPECIFICATIONS</b>					
ITEM	TEST METHOD		REQUIREMENTS	QT	AT
<b>CONSTRUCTION</b>					
General examination	Visually and by measuring instrument.		According to drawing.	X	X
<b>ELECTRICAL CHARACTERISTICS</b>					
Insulation resistance	250 V DC.		500 MΩ Min.	X	X
Withstanding voltage	300 V AC for 1 min. current leakage 2 mA Max.		No flashover or breakdown.	X	X
Voltage standing wave ratio 	Frequency 0 to 1.5 GHz.		VSWR 1.25 Max. (RL.19dBMin)	X	-
	Frequency 1.5 to 3 GHz.		VSWR 1.5 Max. (RL.14dBMin)		
<b>MECHANICAL CHARACTERISTICS</b>					
Cable clamp strength (Against cable pull)	Using a pulling tester, pull the cable axially at a rate of 10 mm/min. and record the strength at which the cable or connector breaks.		14.7 N Min.	X	-
	Count	Description of revisions	Designed	Checked	Date
Remark			Approved	NK.NINOMIYA	16.11.08
NOTE  Measured in the condition that the conversion adaptor (BNC(75)J-H.FLJ-BPA(40) ) is mated with the connectors at both ends of the harness.			Checked	NK.NINOMIYA	16.11.08
2. Specifications are subject to change without notice.			Designed	KS.TAKAHASHI	16.11.08
Unless otherwise specified, refer to IEC 60512.			Drawn	KS.TAKAHASHI	16.11.08
Note QT:Qualification Test AT:Assurance Test X:Applicable Test			Drawing No.		
	SPECIFICATION SHEET		Part No.	H.FL75-2LPG-084N*-A-L	
	HIROSE ELECTRIC CO., LTD.		Code No.		1/1