

Mar.1.2025 Copyright 2025 HIROSE ELECTRIC CO., LTD. All Rights Reserved.  
In case of consideration for using Automotive equipment / device which demand high reliability, kindly contact our sales window correspondents.

Applicable standard			
Rating	Operating temperature range	-55 °C to +125 °C ( 95 %RH Max.)	Storage temperature range -55 °C to +125 °C ( 95 %RH Max.)
	Power	-- W	Characteristic impedance 50 Ω ( 0 to 18 GHz)
	Peculiarity	----	Applicable cable ----


**SPECIFICATIONS**

ITEM	TEST METHOD	REQUIREMENTS	QT	AT
------	-------------	--------------	----	----

**CONSTRUCTION**

General examination	Visually and by measuring instrument.	According to drawing.	X	X
Marking	Confirmed visually.		-	-

**ELECTRICAL CHARACTERISTICS**


Contact resistance	100 mA (DC or 1000 Hz)	Center contact	6 mΩ Max.	X	X
		Outer contact	6 mΩ Max.	X	X
Insulation resistance	500 V DC.	1000 MΩ Min.	X	X	
Withstanding voltage	500 V AC for 1 min. current leakage 2 mA Max.	No flashover or breakdown.	X	X	
Return loss 	Frequency 0 to 10 GHz.	Return loss 20dB Max.			
	Frequency 10 to 15 GHz.	Return loss 18dB Max.	X	-	
	Frequency 15 to 18 GHz.	Return loss 15dB Max.			
Insertion loss	Frequency - to - GHz.	--- dB Max.	-	-	


**MECHANICAL CHARACTERISTICS**

Contact insertion and extraction forces	φ --- by steel gauge.	Insertion force	--- N Max.	-	-
		Extraction force	--- N Min.	-	-
Insertion and extraction forces	Measured by applicable connector.	Insertion force	--- N Max.	-	-
		Extraction force	--- N Min.	-	-
Mechanical operation	500 times insertion and extractions.	1)Contact resistance: Center contact 12 mΩ Max. Outer contact 12 mΩ Max.		X	-
		2)No damage, crack and looseness of parts.			
Vibration	Frequency 10 to 500 Hz single amplitude 0.75 mm, 98 m/s <sup>2</sup> at 10 cycles for 3 directions.	1)No electrical discontinuity of 1 μs. 2)No damage, crack and looseness of parts.		X	-
Shock	490 m/s <sup>2</sup> directions of pulse 11 ms at 3 times for 3 directions.			X	-
Cable clamp strength (Against cable pull)	Using a pulling tester, pull the cable axially at a rate of --- mm/min. and record the strength at which the cable or connector breaks.	--- N Min.		-	-

**ENVIRONMENTAL CHARACTERISTICS**


Damp heat	Exposed at -10 to +65 °C, 90 to 98 % total 10 cycles.( 240 h)	1)Insulation resistance: 100 MΩ Min. (at high humidity) 2) Insulation resistance: 1000 MΩ Min. (at dry) 3)No damage, crack and looseness of parts.		X	-
Rapid change of temperature	Temperature -65 → - → +125 → - °C Time 30 → 3 → 30 → 3 min. Under 5 cycles.	No damage, crack and looseness of parts.		X	-
Corrosion salt mist	Exposed in 5 % salt water spray for 48 h.	Return loss 20dB Max. Return loss 18dB Max. Return loss 15dB Max.		X	-

Count	Description of revisions	Designed	Checked	Date
				

Remark RoHS COMPLIANT  The characteristic after mounting on the board.	Approved	KY.SHIMIZU	16.11.01
	Checked	KY.SHIMIZU	16.11.01
	Designed	TK.SAWAGUCHI	16.11.01
	Drawn	TK.SAWAGUCHI	16.11.01

Unless otherwise specified, refer to IEC 60512.

Note QT:Qualification Test AT:Assurance Test X:Applicable Test	Drawing No.	ELC-364311-00-00
--	-------------	------------------

<b>HRS</b>	SPECIFICATION SHEET	Part No.	SMP-LPR(LD)-SMT-18G
	HIROSE ELECTRIC CO., LTD.	Code No.	CL338-1004-0-00  1/1