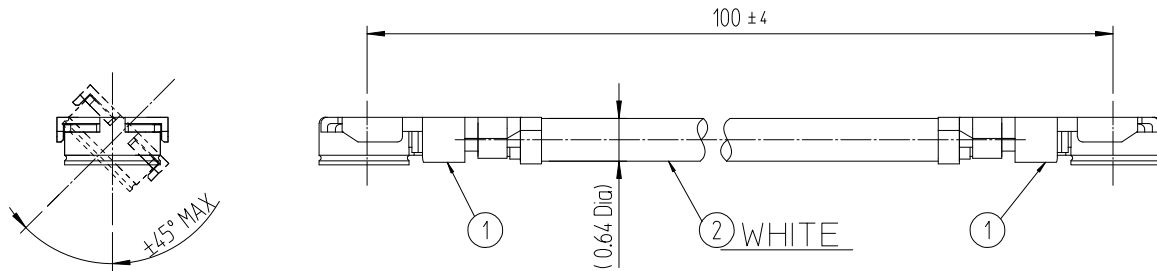
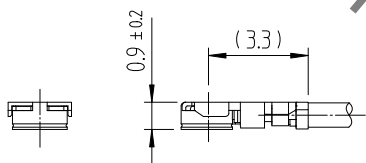


Mar.1.2021 Copyright 2021 HIROSE ELECTRIC CO., LTD. All Rights Reserved.  
 In case of consideration for using Automotive equipment / device which demand high reliability, kindly contact our sales window correspondents.

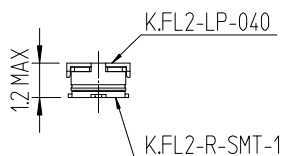
1	2				3				4				
△數 COUNT	訂正事項 DESCRIPTION OF REVISIONS			擔當 B Y	檢圖 CHKD	年月日 DATE	△數 COUNT	訂正事項 DESCRIPTION OF REVISIONS			擔當 B Y	檢圖 CHKD	年月日 DATE
△						. .	△						. .
△						. .	△						. .
△						. .	△						. .



Dimensions of Connector



[MATED CONDITION]



◆ Allowable loads on the cable after the connectors are mated.  
 The figures below show the maximum allowable loads on the cable. Do not apply loads exceeding these values to the cable.

1	K.FL2-LP-040	CL6345-****	2	0.64 Dia. coaxial cable(WHITE)		
NO.	PART NO.	CORD NO.	NO.	PART NO.		
CODE NO. (OLD)		DRAWN	DESIGNED	CHECKED	APPROVED	RELEASED
		W.Y.AHN 19.01.18	W.Y.AHN 19.01.18	H.S.KIM 19.01.18	H.S.KIM 19.01.18	ENG 19.01.25 DEPT
DRAWING NO. EDC4-632765-80			PART NO. KFL22LP-044H1TS-A100 (800)			
SCALE FREE UNITS mm			CODE NO. CL6345-0147-4-800			1/1
HRS HIROSE KOREA CO.,LTD.						

HIROSE DRAWING FOR REFERENCE