


Feb. 1, 2021 Copyright 2021 HIROSE ELECTRIC CO., LTD. All Rights Reserved.



Features

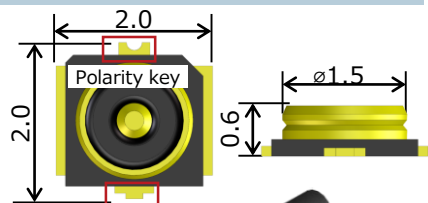
- 1 Low profile RF connector (Mated height : 1.2mm Max.)
- 2 Prevention of plug deformation at removal and improved mating retention force
- 3 Easy to check the mounting direction using the polarity key
- 4 Solder wicking / Flux penetration prevention
- 5 Excellent high frequency performance
- V.S.W.R : 1.3 Max. (0 to 3GHz)
1.5 Max. (3 to 6GHz)
1.6 Max. (6 to 8GHz)
- 6 Pick & Place Mounting



Dimensions

Receptacle

[K.FL2-R-SMT-1]



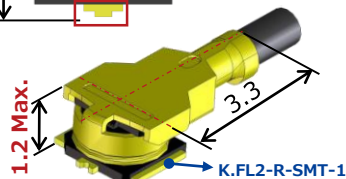
Plug (RF cable type)

[K.FL2-LP-***]

<Double Ended Harness>

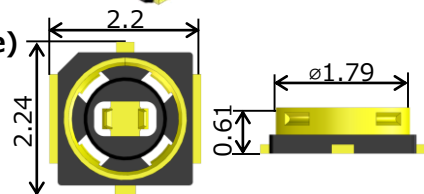
K.FL22LP-044H1TS-A100 : ϕ 0.64mm

K.FL2-2LP-04H1T-A-100 : ϕ 0.81mm

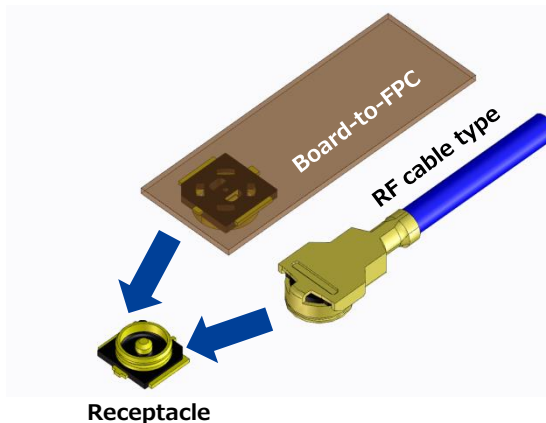


Header (Board-to-FPC type)

[K.FL2-PR-SMT09]



Variations of Mating



K.FL2 has 2 mating variations:

- 1) Receptacle + Plug (Cable type)
- 2) Receptacle + Header (Board-to-FPC type)

Specifications

Contact Resistance	20m Ω Max.
Withstanding Voltage	200V AC for 1 min.
Insulation Resistance	500M Ω Min. (100V DC)
Mating Durability	20 times
Characteristic Impedance	50 Ω
V.S.W.R.	1.3 Max. : 0 to 3GHz 1.5 Max. : 3 to 6GHz 1.6 Max. : 6 to 8GHz

- RoHS compliant, Halogen-free product*

*This product satisfies halogen free requirements defined as 900ppm maximum chlorine, 900ppm maximum bromine, and 1500ppm maximum total of chlorine and bromine