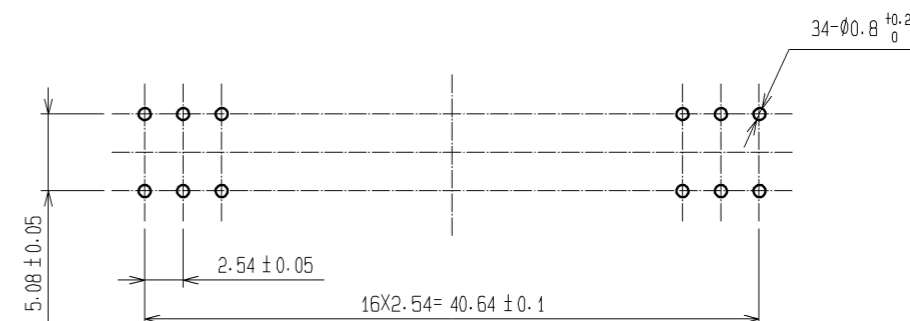
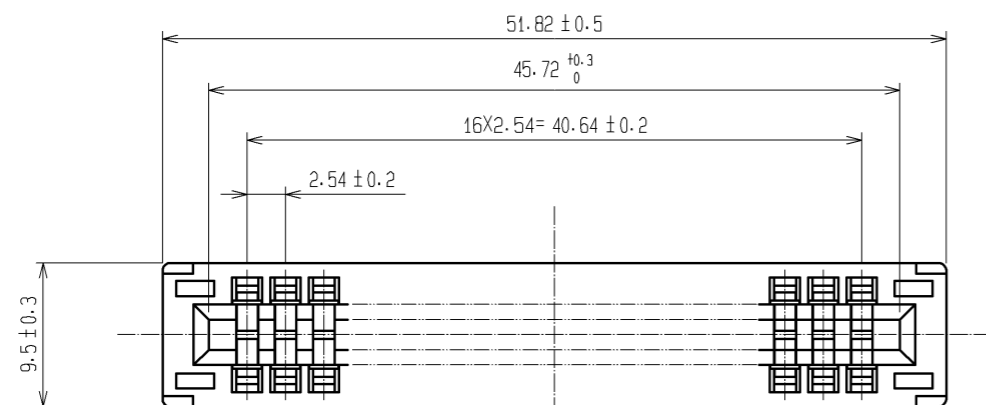
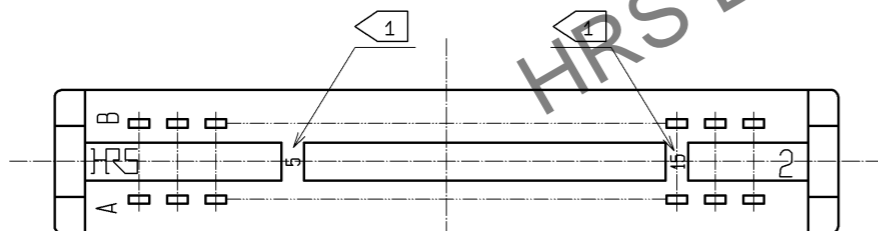
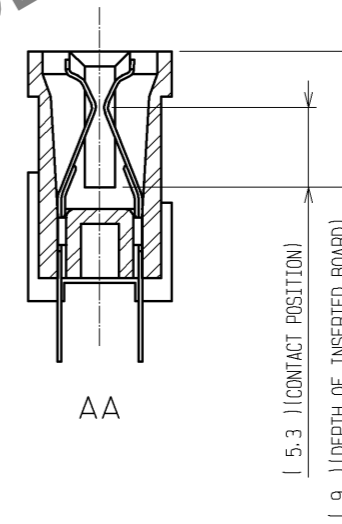
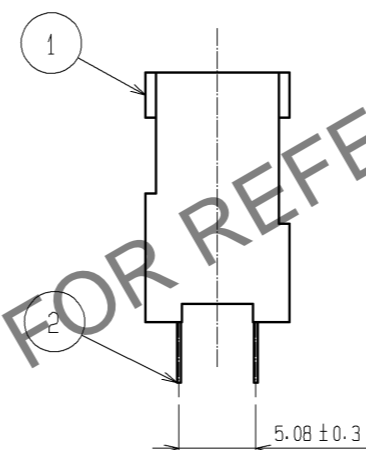
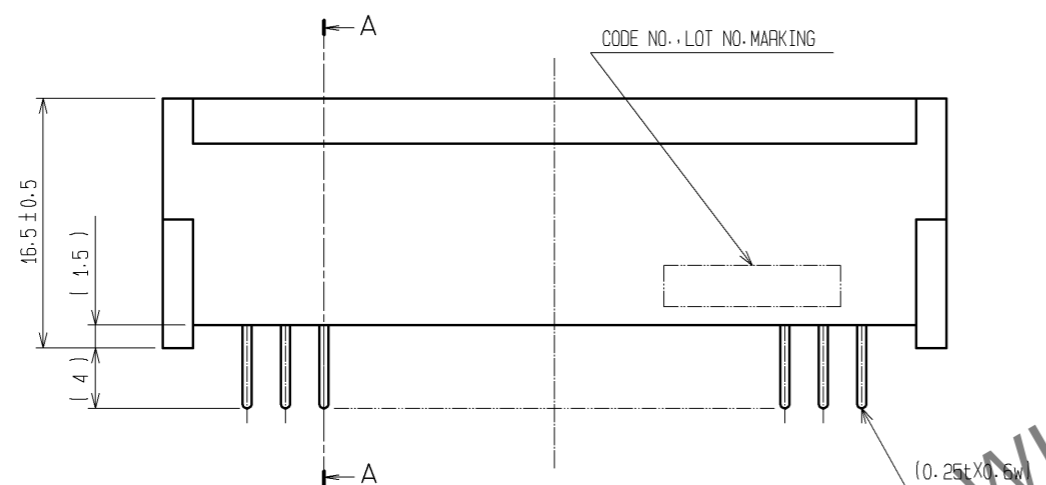


Jan.1.2025 Copyright 2025 HIROSE ELECTRIC CO., LTD. All Rights Reserved.  
 In case of consideration for using Automotive equipment / device which demand high reliability, kindly contact our sales window correspondents.



RECOMMENDED PC BOARD HOLE PATTERN (t=1.6±0.1)



NOTE 1 CONTACT NO. (5, 10, 15)  
 2 A POLARIZING KEY INSERTED BETWEEN THE FOLLOWING CONTACT POSITIONS.  
 (5~6), (10~11), (15~16)

1	PBT	BLACK	UL94V-0	2	PHOSPHOR BRONZE	CONTACT AREA: Ni2.5μm+Au0.05μm		
NO.	MATERIAL	FINISH	REMARKS	NO.	MATERIAL	DIP AREA: Ni2.5μm+Sn2μm		
UNITS	mm	SCALE	2:1	COUNT	DESCRIPTION OF REVISIONS	DESIGNED	CHECKED	DATE
HRS		HIROSE ELECTRIC CO., LTD.	APPROVED : KI. AKIYAMA	07.08.22	DRAWING NO.	EDC3-017837-01		
			CHECED : SI. TOMIOKA	07.08.22	PART NO.	CR22A-34D-2.54DS(70)		
			DESIGNED : NH. SUGITA	07.08.22	CODE NO.	CL522-0012-8-70		
			DRAWN : NN. ONDA	07.08.21				