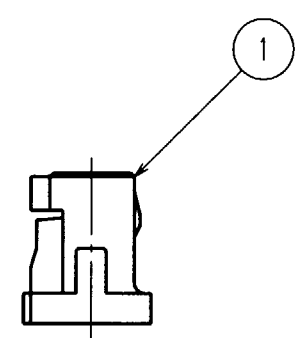
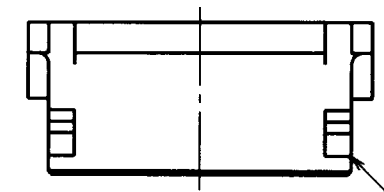
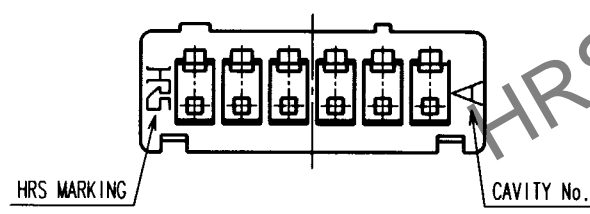
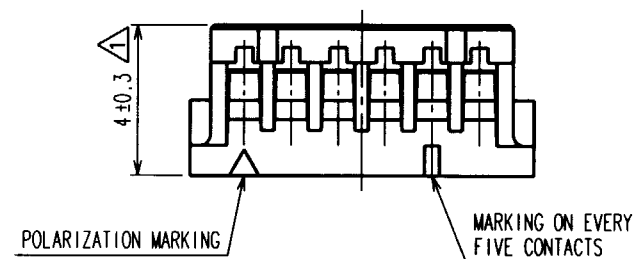


Apr.1.2024 Copyright 2024 HIROSE ELECTRIC CO., LTD. All Rights Reserved.
 In case of consideration for using Automotive equipment / device which demand high reliability, kindly contact our sales window correspondents.

COUNT	DESCRIPTION OF REVISIONS	BY	CHKD	DATE	COUNT	DESCRIPTION OF REVISIONS	BY	CHKD	DATE
10	RE-H-03529	T.Y	C.H	20.05.30					



CODE No.	NUMBER OF CONTACTS	A	B	C
CL536-0001-4	2	1.25	3.05	4.15
CL536-0002-7	3	2.50	4.30	5.40
CL536-0003-0	4	3.75	5.55	6.65
CL536-0004-2	5	5.00	6.80	7.90
CL536-0005-5	6	6.25	8.05	9.15
CL536-0006-8	7	7.50	9.30	10.40
CL536-0007-0	8	8.75	10.55	11.65
CL536-0008-3	9	10.00	11.80	12.90
CL536-0009-6	10	11.25	13.05	14.15
CL536-0010-5	11	12.50	14.30	15.40
CL536-0011-8	12	13.75	15.55	16.65
CL536-0012-0	13	15.00	16.80	17.90
CL536-0013-3	14	16.25	18.05	19.15
CL536-0014-6	15	17.50	19.30	20.40

NOTE 1: WHEN THIS CONNECTOR HAS TWO OR THREE CONTACTS, THE LOCK SHALL BE SET AT THE CENTER OF HOUSING. IF MORE THAN FOUR, THE TWO LOCKS SHALL BE SET AS SHOWN ON THIS DRAWING.

TO

NO.		MATERIAL		FINISH, REMARKS		1		POLYAMIDE		BEIGE, UL94V-0	
CODE NO. (OLD)		DRAWN		DESIGNED		CHECKED		APPROVED		RELEASED	
		T.Goi		I.Tashiro		K.Akiyama		M.Yamamoto			
		'94. 4.16		'94. 4.19		'94. 4.25		'94. 4.25			
SCALE		DRAWING NO.				PART NO.					
5 : 1		EDC3-083675				DF13-*S-1.25C					
UNITS		HRS HIROSE ELECTRIC CO., LTD				CODE NO.		CL536-			
mm								1/1			