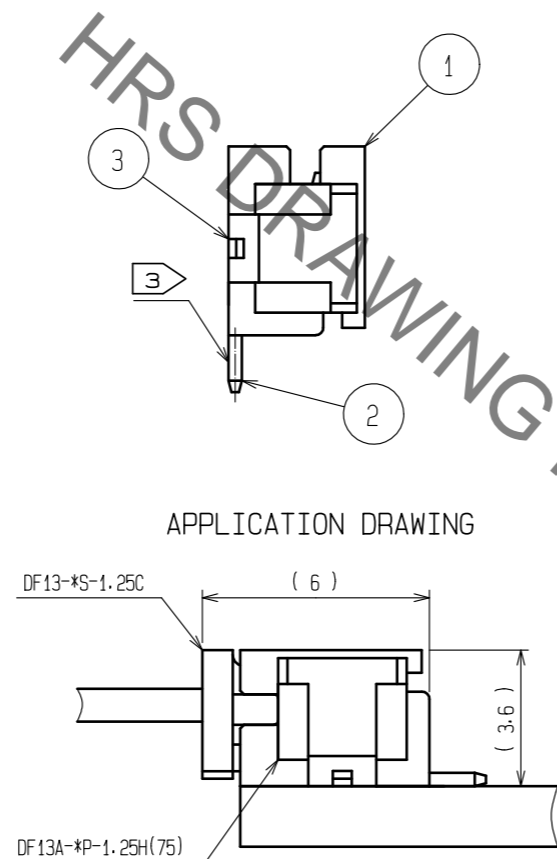
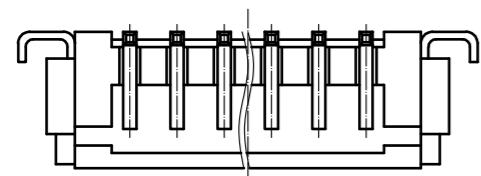
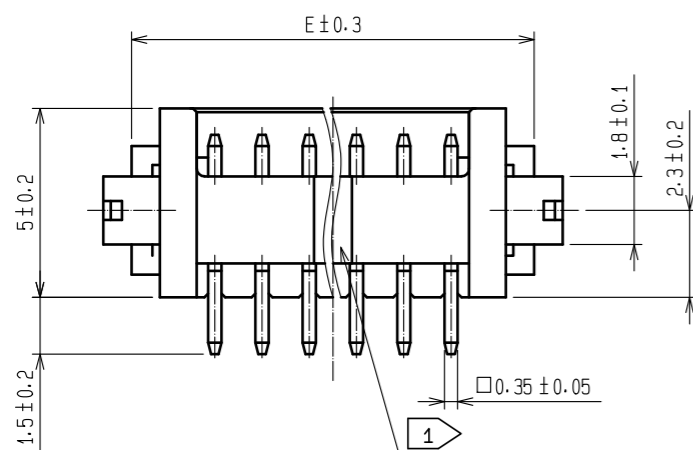
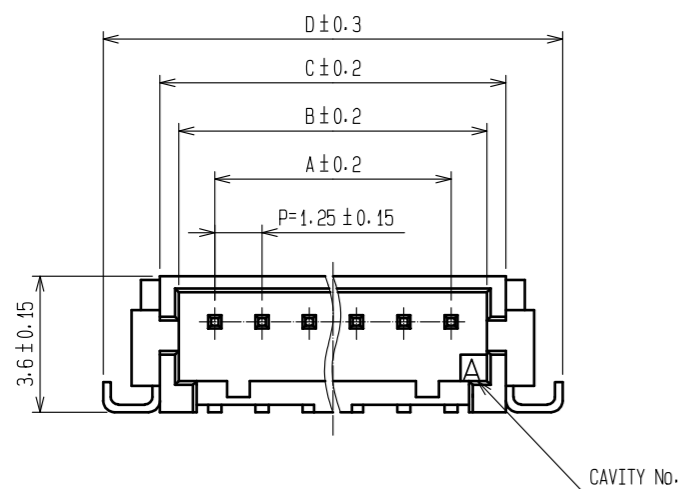
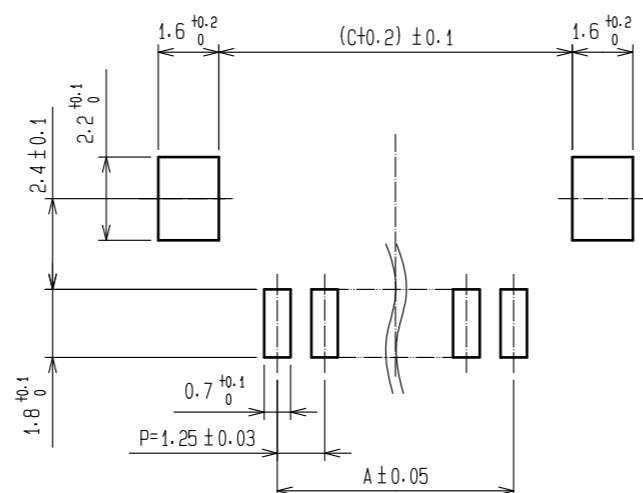


Feb.1.2021 Copyright 2021 HIROSE ELECTRIC CO., LTD. All Rights Reserved.
In case of consideration for using Automotive equipment / device which demand high reliability, kindly contact our sales window correspondents.

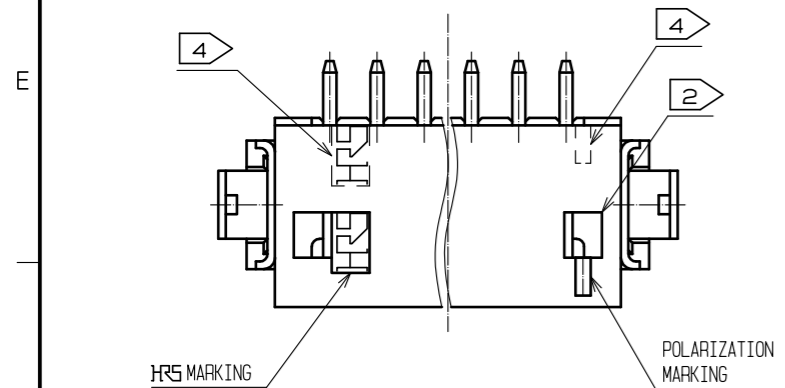


RECOMMENDED PATTERN



CODE No.	PARTS No.	NUMBER OF CONTACT	A	B	C	D	E
CL536-0301-8-75	DF13A- 2P-1.25H(75)	2	1.25	3.15	4.15	7.15	5.65
CL536-0302-0-75	DF13A- 3P-1.25H(75)	3	2.50	4.40	5.40	8.40	6.90
CL536-0303-3-75	DF13A- 4P-1.25H(75)	4	3.75	5.65	6.65	9.65	8.15
CL536-0304-6-75	DF13A- 5P-1.25H(75)	5	5.00	6.90	7.90	10.90	9.40
CL536-0305-9-75	DF13A- 6P-1.25H(75)	6	6.25	8.15	9.15	12.15	10.65
-	DF13A- 7P-1.25H(75)	7	7.50	9.40	10.40	13.40	11.90
CL536-0307-4-75	DF13A- 8P-1.25H(75)	8	8.75	10.65	11.65	14.65	13.15
-	DF13A- 9P-1.25H(75)	9	10.00	11.90	12.90	15.90	14.40
CL536-0309-0-75	DF13A-10P-1.25H(75)	10	11.25	13.15	14.15	17.15	15.65
-	DF13A-11P-1.25H(75)	11	12.50	14.40	15.40	18.40	16.90
CL536-0311-1-75	DF13A-12P-1.25H(75)	12	13.75	15.65	16.65	19.65	18.15
CL536-0313-7-75	DF13A-14P-1.25H(75)	14	16.25	18.15	19.15	22.15	20.65
CL536-0314-0-75	DF13A-15P-1.25H(75)	15	17.50	19.40	20.40	23.40	21.90

- NOTES
- 1 : THERE SHALL BE STANDOFF MORE THAN FIVE CONTACTS.
 - 2 : WHEN THIS CONNECTOR HAS TWO OR THREE CONTACTS, THE LOCK SHALL BE SET AT THE CENTER OF HOUSING. IF MORE THAN FOUR, THE TWO LOCKS SHALL BE SET AS SHOWN ON THIS DRAWING.
 - 3 : FLATNESS OF LEAD WITH REINFORCED METAL FITTINGS SHALL BE WITHIN 0.1mm.
 - 4 : WHEN THIS CONNECTOR HAS MORE THAN SEVEN CONTACTS, HRS MARKING AND POLARIZATION MARKING SHIFT TO THE PLACE INDICATING DOTTED LINES.

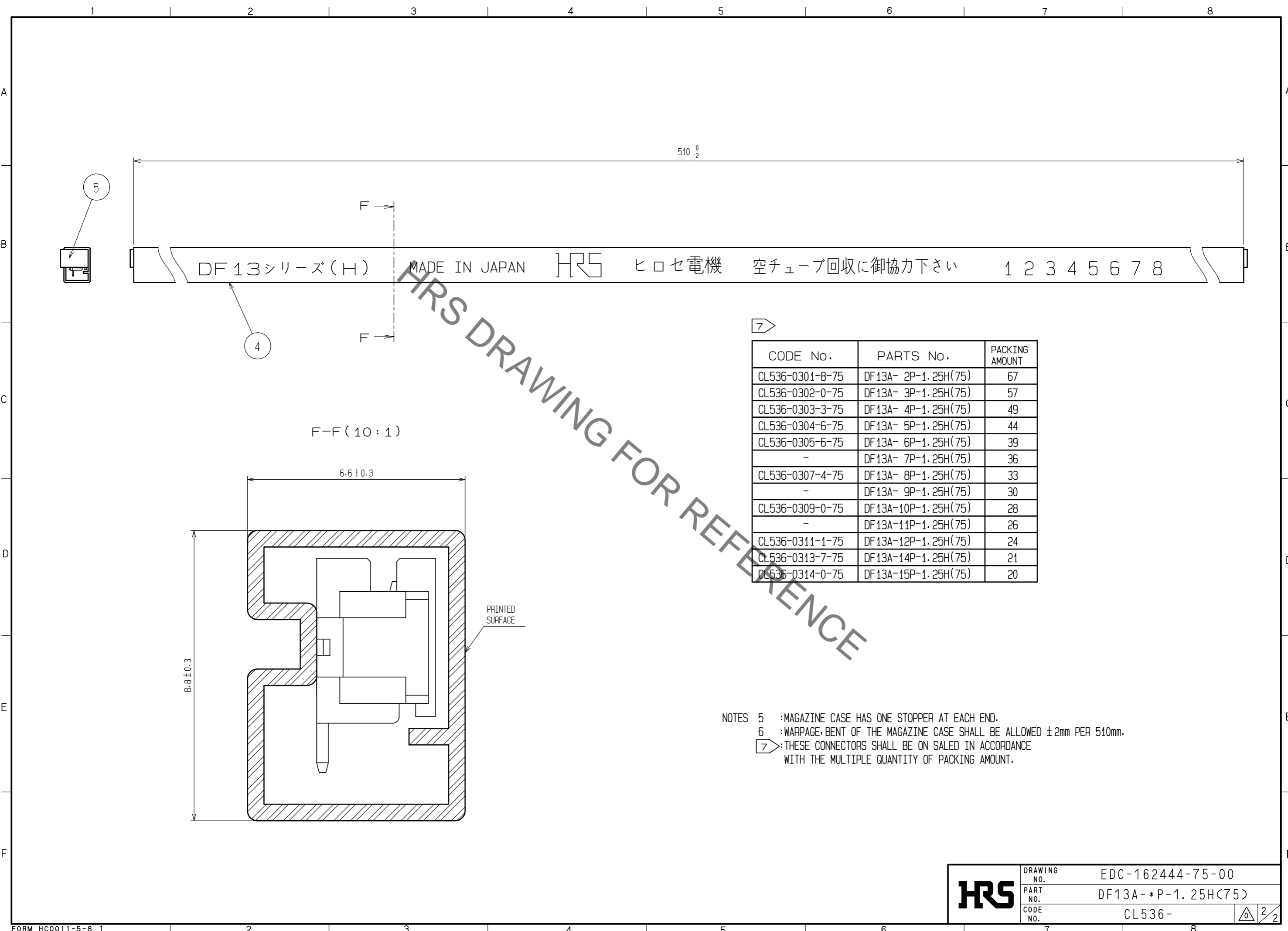


NO.	MATERIAL	FINISH . REMARKS	NO.	MATERIAL	FINISH . REMARKS
2	BRASS	SURFACE:TIN PLATED 1μm min	5	ELASTOMER	STOPPER. GRAY
1	POLYAMIDE	UL94V-0. NATURAL (BEIGE)	4	R. PVC	ANTI-ELECTRIFICATION. CLEAR. STICK
			3	PHOSPHOR BRONZE	SURFACE:TIN PLATED 1μm min

UNITS	SCALE	COUNT	DESCRIPTION OF REVISIONS	DESIGNED	CHECKED	DATE
mm	5 : 1	△				

APPROVED : HS. OKAWA	18. 04. 03	DRAWING NO.	EDC-162444-75-00
CHECKED : TS. FUKUSHIMA	18. 04. 03	PART NO.	DF13A-*P-1.25H(75)
DESIGNED : TS. KUMAZAWA	18. 04. 03	CODE NO.	CL536-
DRAWN : MK. INOUE	18. 04. 02		

Feb.1.2021 Copyright 2021 HIROSE ELECTRIC CO., LTD. All Rights Reserved.
 In case of consideration for using Automotive equipment / device which demand high reliability, kindly contact our sales window correspondents.



7

CODE No.	PARTS No.	PACKING AMOUNT
CL536-0301-8-75	DF13A- 2P-1.25H(75)	67
CL536-0302-0-75	DF13A- 3P-1.25H(75)	57
CL536-0303-3-75	DF13A- 4P-1.25H(75)	49
CL536-0304-6-75	DF13A- 5P-1.25H(75)	44
CL536-0305-6-75	DF13A- 6P-1.25H(75)	39
-	DF13A- 7P-1.25H(75)	36
CL536-0307-4-75	DF13A- 8P-1.25H(75)	33
-	DF13A- 9P-1.25H(75)	30
CL536-0309-0-75	DF13A-10P-1.25H(75)	28
-	DF13A-11P-1.25H(75)	26
CL536-0311-1-75	DF13A-12P-1.25H(75)	24
CL536-0313-7-75	DF13A-14P-1.25H(75)	21
CL536-0314-0-75	DF13A-15P-1.25H(75)	20

- NOTES 5 :MAGAZINE CASE HAS ONE STOPPER AT EACH END.
 6 :WARPAGE, BENT OF THE MAGAZINE CASE SHALL BE ALLOWED ±2mm PER 510mm.
 7 :THESE CONNECTORS SHALL BE ON SALED IN ACCORDANCE WITH THE MULTIPLE QUANTITY OF PACKING AMOUNT.

HRS	DRAWING NO.	EDC-162444-75-00
	PART NO.	DF13A-*P-1.25H(75)
	CODE NO.	CL536-

2/2