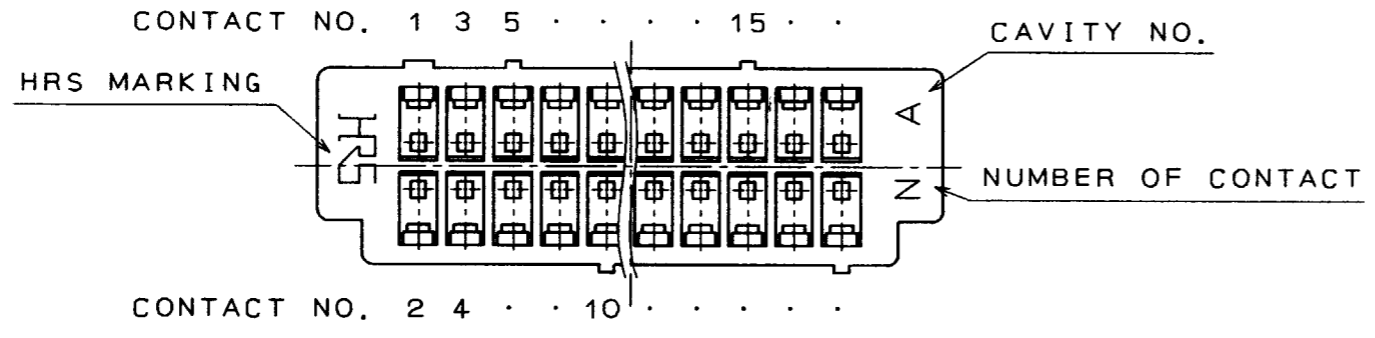
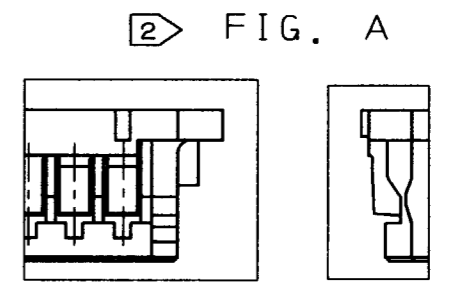
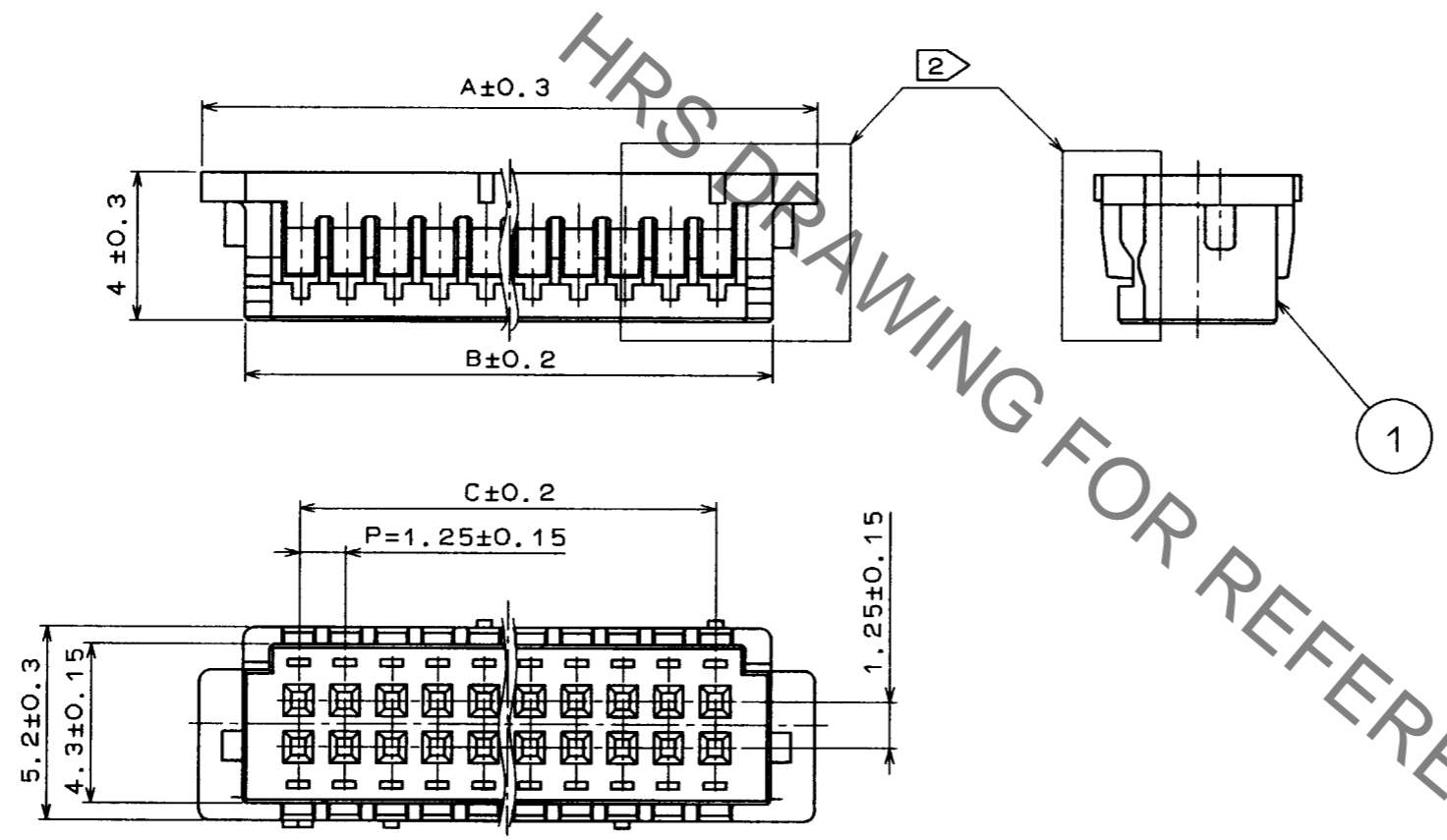


Feb.1.2021 Copyright 2021 HIROSE ELECTRIC CO., LTD. All Rights Reserved.
In case of consideration for using Automotive equipment / device which demand high reliability, kindly contact our sales window correspondents.

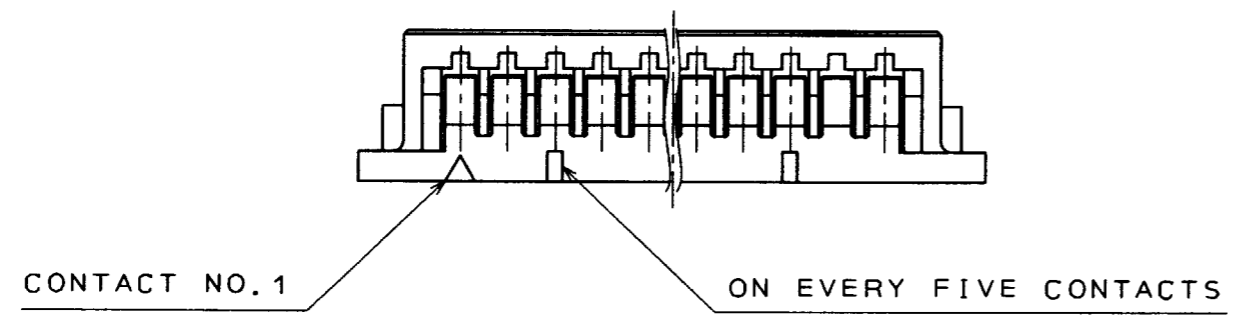
| COUNT | DESCRIPTION OF REVISIONS | BY | CHKD | DATE | COUNT | DESCRIPTION OF REVISIONS | BY | CHKD | DATE |
|-------|--------------------------|----|------|------|-------|--------------------------|----|------|------|
| | | | | | | | | | |
| | | | | | | | | | |
| | | | | | | | | | |



| PARTS NO. | HRS NO. | CONTACTS | A | B | C |
|-----------------|--------------|----------|-------|-------|-------|
| DF13-10DS-1.25C | CL536-0550-2 | 10 | 10.4 | 8.0 | 5.0 |
| DF13-20DS-1.25C | CL536-0555-6 | 20 | 16.65 | 14.25 | 11.25 |
| DF13-30DS-1.25C | CL536-0560-6 | 30 | 22.9 | 20.5 | 17.5 |
| DF13-40DS-1.25C | CL536-0565-0 | 40 | 29.15 | 26.75 | 23.75 |



NOTES 1 100 CONNECTORS ARE IN ONE PACK
 2 LANCE CONFIGURATION, 30 AND 40 CONTACTS SHALL BE FIG. A.



| | | | | | |
|------------------------------|--|---|-------------------------------------|------------------------------------|-----------------------------------|
| NO. MATERIAL FINISH, REMARKS | | 1 POLYAMIDE (BEIGE) UL94V-0 | NO. MATERIAL FINISH, REMARKS | | |
| CODE NO. (OLD) | | DRAWN H. IGARASHI 95.3.14 | DESIGNED <i>H. Igashira</i> 95.3.15 | CHECKED <i>M. Johamura</i> 95.3.16 | APPROVED <i>H. Yamano</i> 95.3.16 |
| DRAWING NO. EDC3-160109-02 | | PART NO. DF13-*DS-1.25C | | | |
| SCALE 5:1 | | CODE NO. CODE NO. SHALL BE IN ACCORDANCE WITH TABLE | | | |
| UNITS mm | | 1/1 | | | |

TO