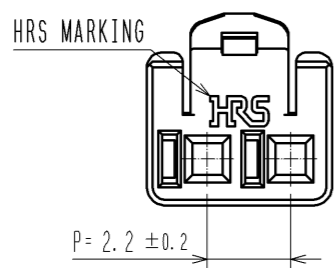
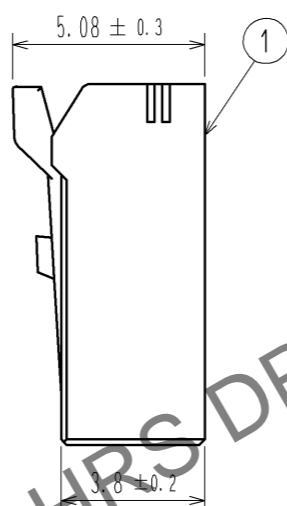
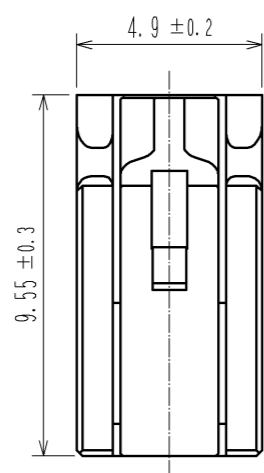
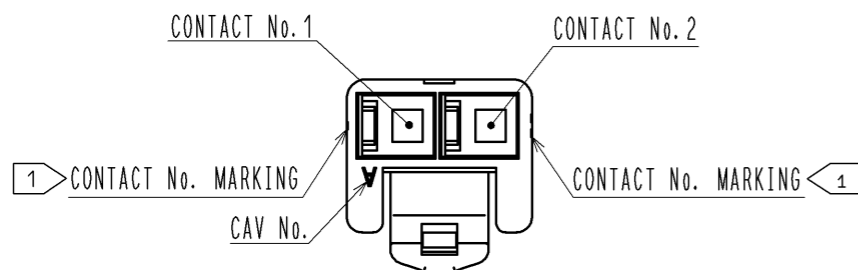
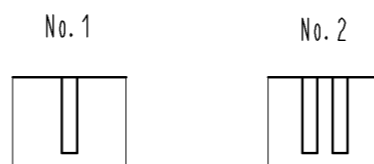
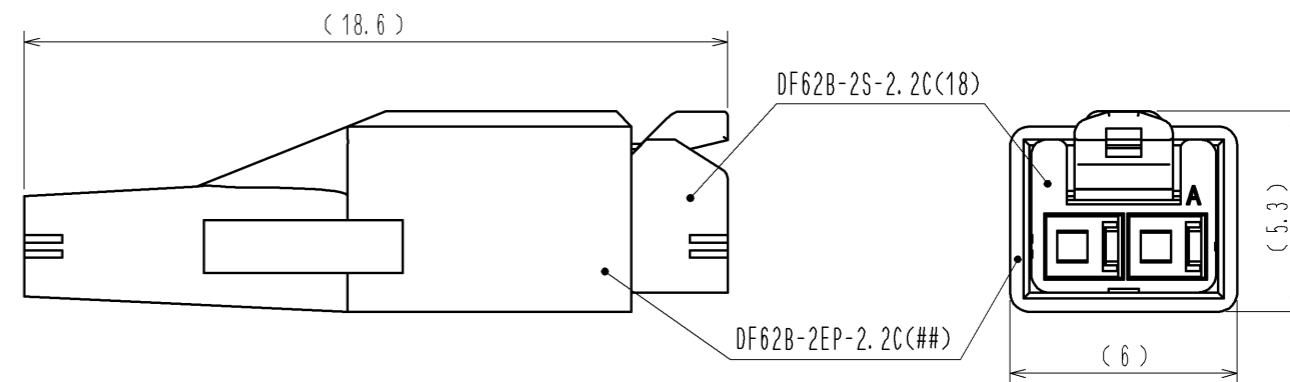


Sep.1.2024 Copyright 2024 HIROSE ELECTRIC CO., LTD. All Rights Reserved.  
 In case of consideration for using Automotive equipment / device which demand high reliability, kindly contact our sales window correspondents.

1 FIGURE-1 CONTACT No. MARKING (10:1)



MATING FIGURE



- NOTE. 1 MARKINGS AT THE INDICATED POSITIONS ARE CONTACT NO. MARKING. AND SHAPES ARE SHOWN IN FIGURE-1.  
 2. PER PACK : 100 PIECES.  
 3. THE DIMENSIONS IN PARENTHESIS ARE FOR REFERENCE.

NO.	MATERIAL	FINISH . REMARKS	NO.	MATERIAL	FINISH . REMARKS
			1	PBT	UL94V-0 (RED)
UNITS	mm	SCALE	5 : 1	COUNT	△
DESCRIPTION OF REVISIONS			DESIGNED	CHECKED	DATE
APPROVED : KI. AKIYAMA			13. 09. 11	DRAWING NO. EDC3-351955-02	
CHECKED : OM. MIYAMOTO			13. 09. 11	PART NO. DF62B-2S-2. 2C(18)	
DESIGNED : TH. YOSHIZAWA			13. 09. 11	CODE NO. CL544-0551-0-18	
DRAWN : MI. SAKIMURA			13. 09. 06	△ 1/1	