Jun.1.2024 Copyright 2024 HIROSE ELECTRIC CO., LTD. All Rights Reserved.
In case of consideration for using Automotive equipment / device which demand high reliability, kindly contact our sales window correspondents.

	COUNT	DESCRIPTION OF REVISIONS	BY	CHKD	DATE		COUNT	DESCRIPTION OF REVISIONS	BY	CHKD	DATE
△					. .	△					. .
△					. .	△					. .
△					. .	△					. .

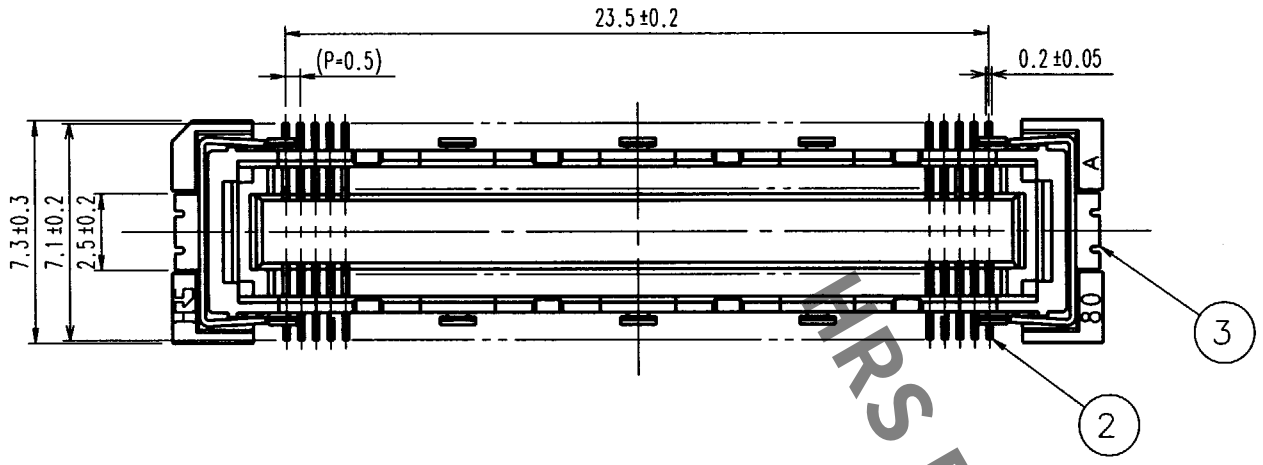

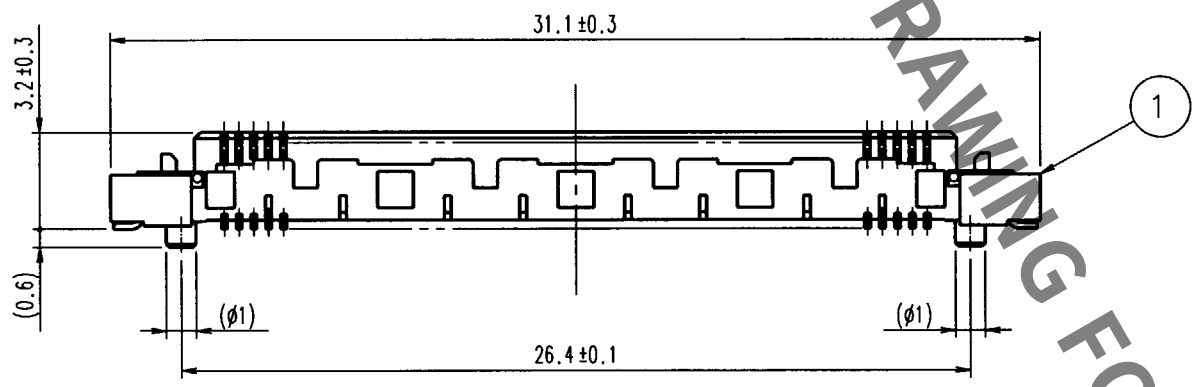

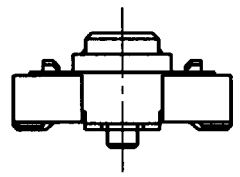

RECOMMENDED LAND PATTERN

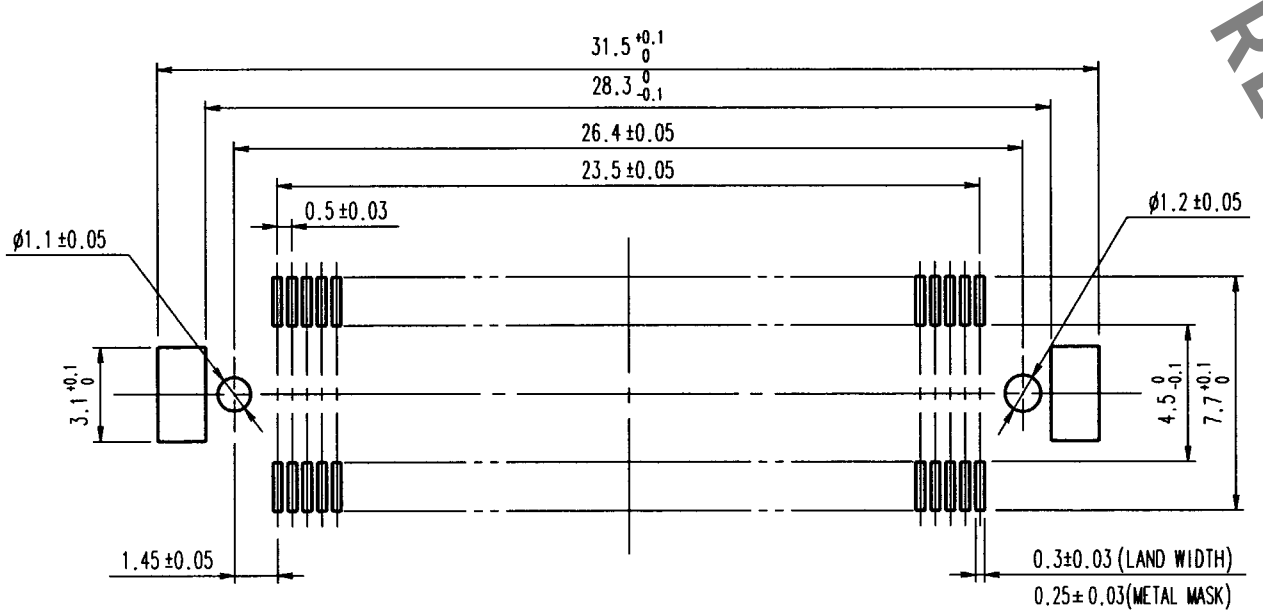

HRS DRAWING FOR REFERENCE

NOTES
1 SMT LEAD-COPLANARITY:0.1 MAX.
2 THIS PRODUCT HAS NO POLARITY TO MOUNT ON THE RECOMMENDED LAND PATTERN.

NO.	MATERIAL	FINISH, REMARKS
3	PHOSPHOR BRONZE	TIN PLATED
2	PHOSPHOR BRONZE	CONTACT AREA:GOLD (0.1μm) OVER NICKEL LEAD:GOLD PLATED (FLASH) OVER NICKEL
1	LCP	BEIGE UL94V-0

CODE NO. (OLD)	DRAWN	DESIGNED	CHECKED	APPROVED	RELEASED
CL	J. Takada 99・9・8	J. Takada 99・9・8	M. Sakita 99・09・08	Y. Yoshimura 99・09・08	

SCALE 4 : 1	DRAWING NO. EDC3-151984	PART NO. FX10A-96S-SV
UNITS mm	HRS HIROSE ELECTRIC CO.,LTD.	CODE NO. CL570-0241-9 1/1

TO
PCK

FORM NO.229