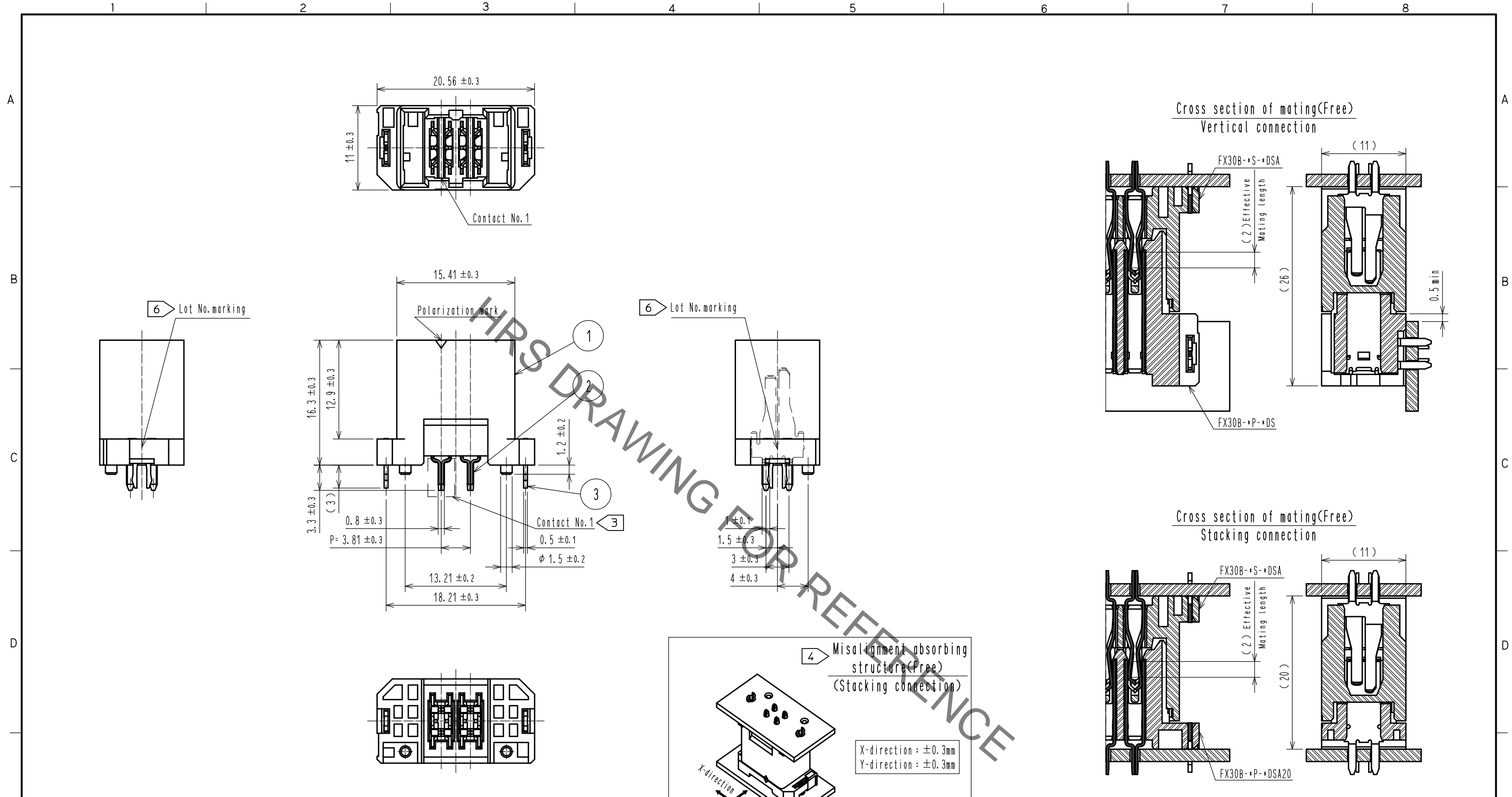


Jan.1.2022 Copyright 2022 HIROSE ELECTRIC CO., LTD. All Rights Reserved.
In case of consideration for using Automotive equipment / device which demand high reliability, kindly contact our sales window correspondents.



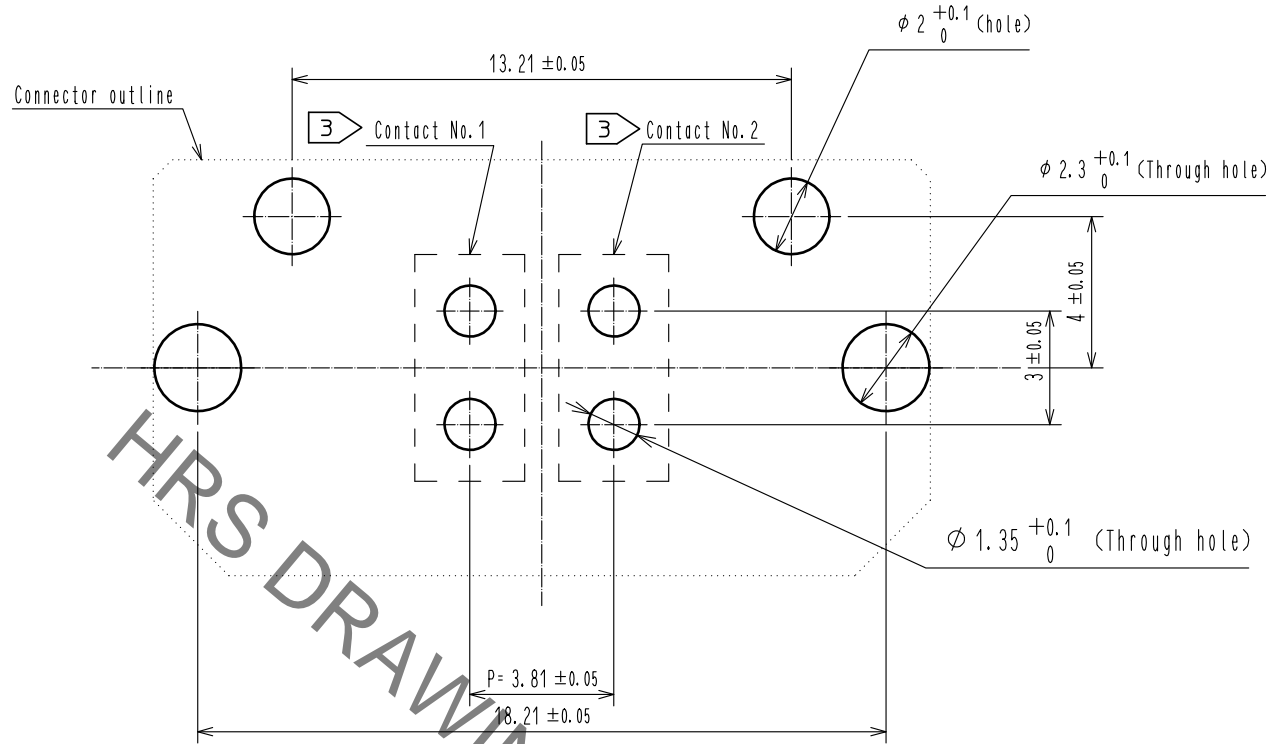
- Note
- 1 This product is packaged in tray. (49pcs/tray)
 - 2 Blemish and hit mark can be occurred through out the manufacturing process which doesn't affect quality level. Also, black spot could be observed on the surface of housing.
 - 3 For the contact No., adjacent two pairs of leads placed back-to-back (4 leads in total) compose one line.
 - 4 Misalignment absorbing range: ± 0.3mm max.
 - 5 The dimension in parentheses are for references.
 - 6 Lot No. is indicated at either one of the position as shown.
 - 7 UL (File No. E52653)
C-UL (File No. E52653)
TUV (Certificate No. R50275872) authorization article.



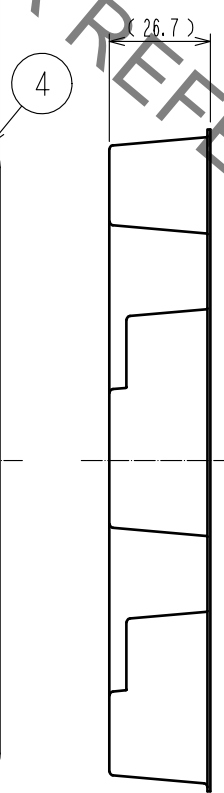
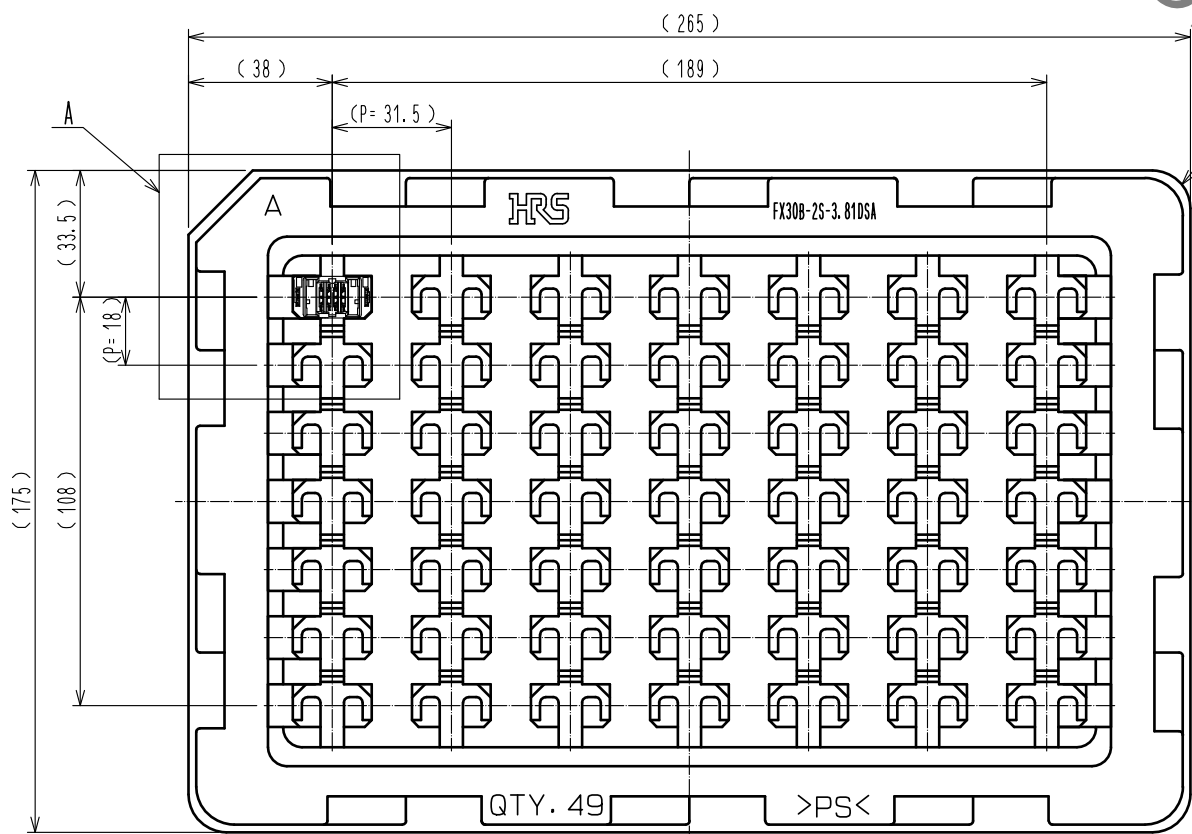
2	COPPER ALLOY	CONTACT AREA: GOLD-PLATING 0.1 μm	4	POLYSTYRENE	
		LEAD AREA: TIN-PLATING 1.0 μm			
		UNDER PLATING: NICKEL 1.0 μm			
1	POLYAMIDE	BLACK UL94V-0	3	PHOSPHOR BRONZE	TIN-PLATING 3.0 μm
NO.	MATERIAL	FINISH . REMARKS	NO.	MATERIAL	FINISH . REMARKS
UNITS mm		SCALE 2 : 1	COUNT 1	DESCRIPTION OF REVISIONS DIS-F-00006019	
APPROVED : HS. OKAWA 20130307			DESIGNED AK. IWAHORI		
CHECED : KI. HIROKAWA 20130307			CHECKED HT. YAMAGUCHI		
DESIGNED : DK. AIMOTO 20130307			DATE 20200406		
DRAWN : DK. AIMOTO 20130307			DRAWING NO. EDC3-347272-00		
HRS HIROSE ELECTRIC CO., LTD.			PART NO. FX30B-2S-3.81DSA		
			CODE NO. CL570-3500-1-00		
			1/2		

Jan.1.2022 Copyright 2022 HIROSE ELECTRIC CO., LTD. All Rights Reserved.
 In case of consideration for using Automotive equipment / device which demand high reliability, kindly contact our sales window correspondents.

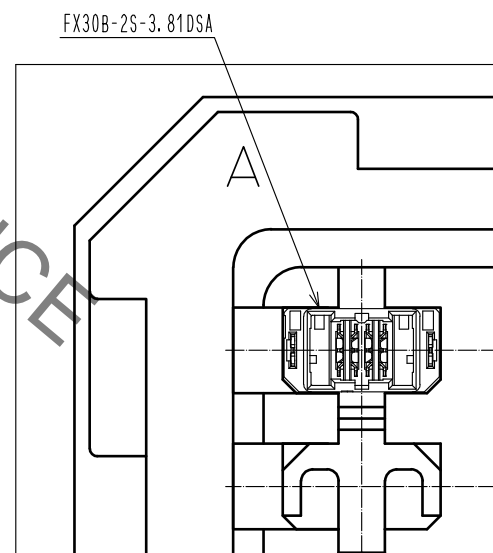
Recommended hole pattern dimension of PCB(5:1)
 (Connector mounting side, PCB thickness:t=1.6mm)



1 Drawing for packaging(1:2)



A(1:1)



HRS	DRAWING NO.	EDC3-347272-00
	PART NO.	FX30B-2S-3.81DSA
	CODE NO.	CL570-3500-1-00
		2/2