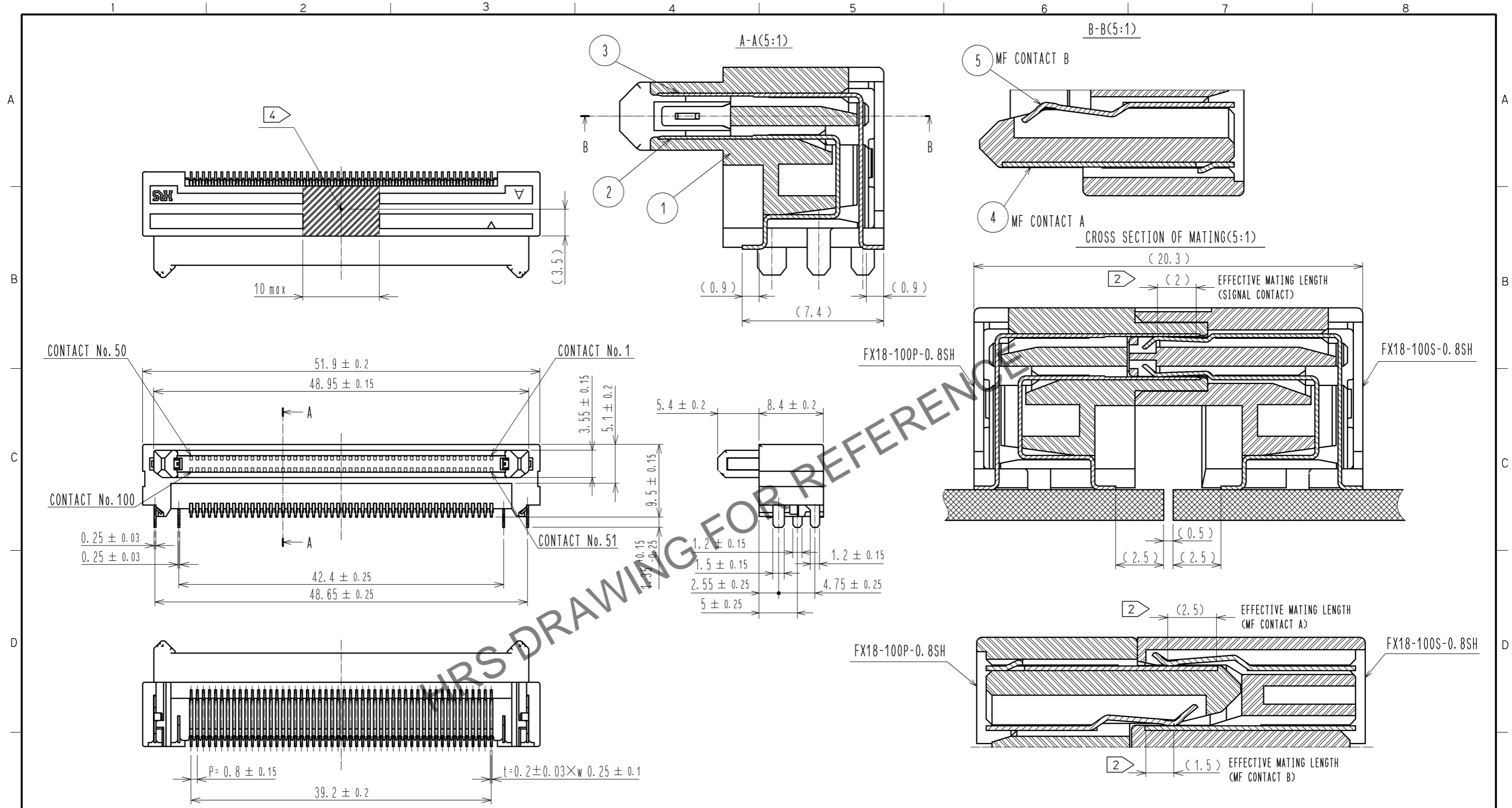


Jul.1.2024 Copyright 2024 HIROSE ELECTRIC CO., LTD. All Rights Reserved.  
 In case of consideration for using Automotive equipment / device which demand high reliability, kindly contact our sales window correspondents.



NOTE 1 LEAD CO-PLANARITY IS 0.1mm MAX.  
 ② CONTACTS ARE 3 STEPS SEQUENTIAL. (MF CONTACT A->SIGNAL CONTACT->MF CONTACT B) WHEN USING THIS SEQUENTIAL STRUCTURE, PLEASE AVOID ANGLED INSERTION.  
 3 MF CONTACT A AND MF CONTACT B CAN BE USED AS POWER SUPPLY CONTACT. (3A/PIN MAX)  
 ④ IT SHOWS CONNECTOR'S CENTRE OF GRAVITY AND VACUUM PICKUP AREA.  
 ⑤ THIS IS PACKAGED IN TRAY. (40pcs/TRAY)  
 6 BLEMISH AND HIT MARK CAN BE OCCURED THROUGH OUT THE MANUFACTURING PROCESS WHICH DOESN' T AFFECT QUALITY LEVEL.  
 7 THE DIMENSIONS IN PARENTHESES ARE FOR REFERENCES.

NO.	MATERIAL	FINISH	REMARKS	NO.	MATERIAL	FINISH	REMARKS
3	PHOSPHOR BRONZE	CONTACT AREA:GOLD 0.1µm LEAD AREA:GOLD 0.03µm UNDER PLATING:NICKEL 1.3µm		6	POLYSTYRENE		
2	PHOSPHOR BRONZE	CONTACT AREA:GOLD 0.1µm LEAD AREA:GOLD 0.03µm UNDER PLATING:NICKEL 1.3µm		5	PHOSPHOR BRONZE	CONTACT AREA:GOLD 0.1µm LEAD AREA:TIN-PLATING 1µm UNDER PLATING:NICKEL 1.3µm	
1	POLYAMIDE	BLACK UL94V-0		4	PHOSPHOR BRONZE	CONTACT AREA:GOLD 0.1µm LEAD AREA:TIN-PLATING 1µm UNDER PLATING:NICKEL 1.3µm	

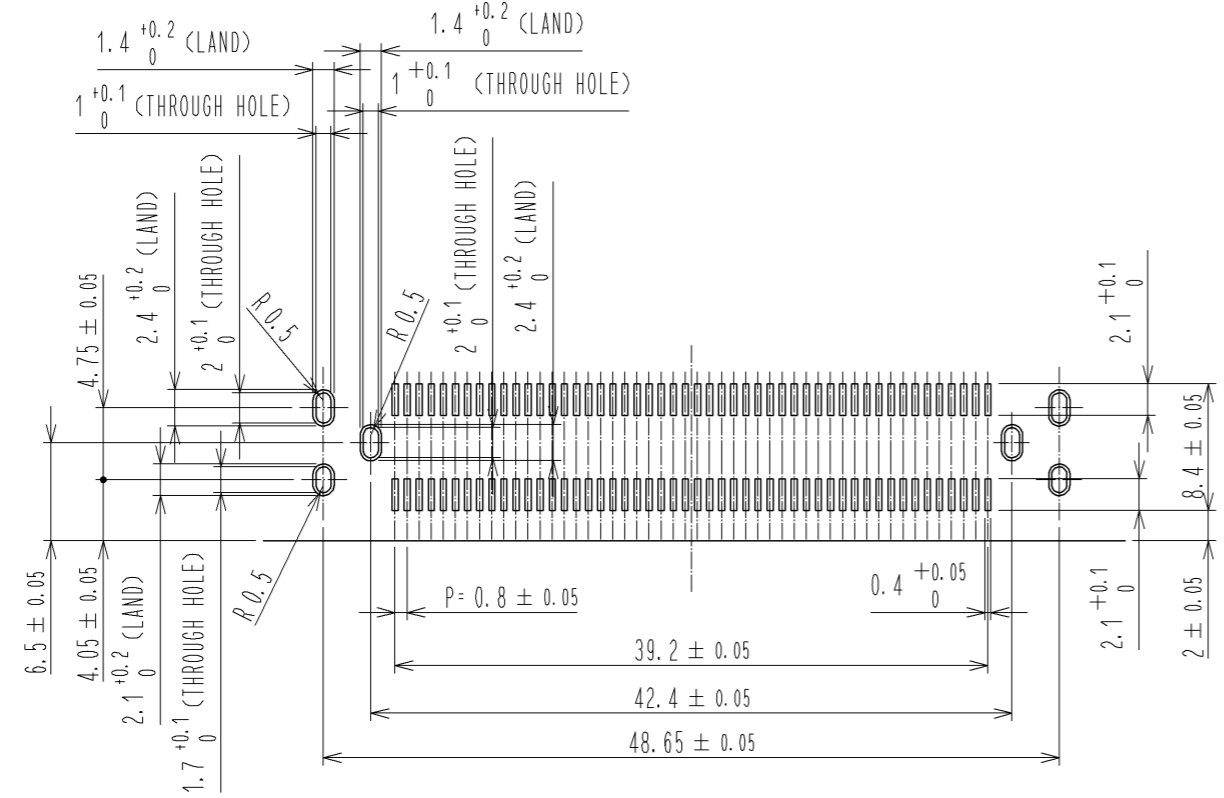
UNITS	SCALE	COUNT	DESCRIPTION OF REVISIONS	DESIGNED	CHECKED	DATE
mm	2:1	△	APPROVED : HS. OKAWA 11.09.29 CHECED : KI. HIROKAWA 11.09.29 DESIGNED : TH. SANO 11.09.29 DRAWN : TH. SANO 11.09.29			

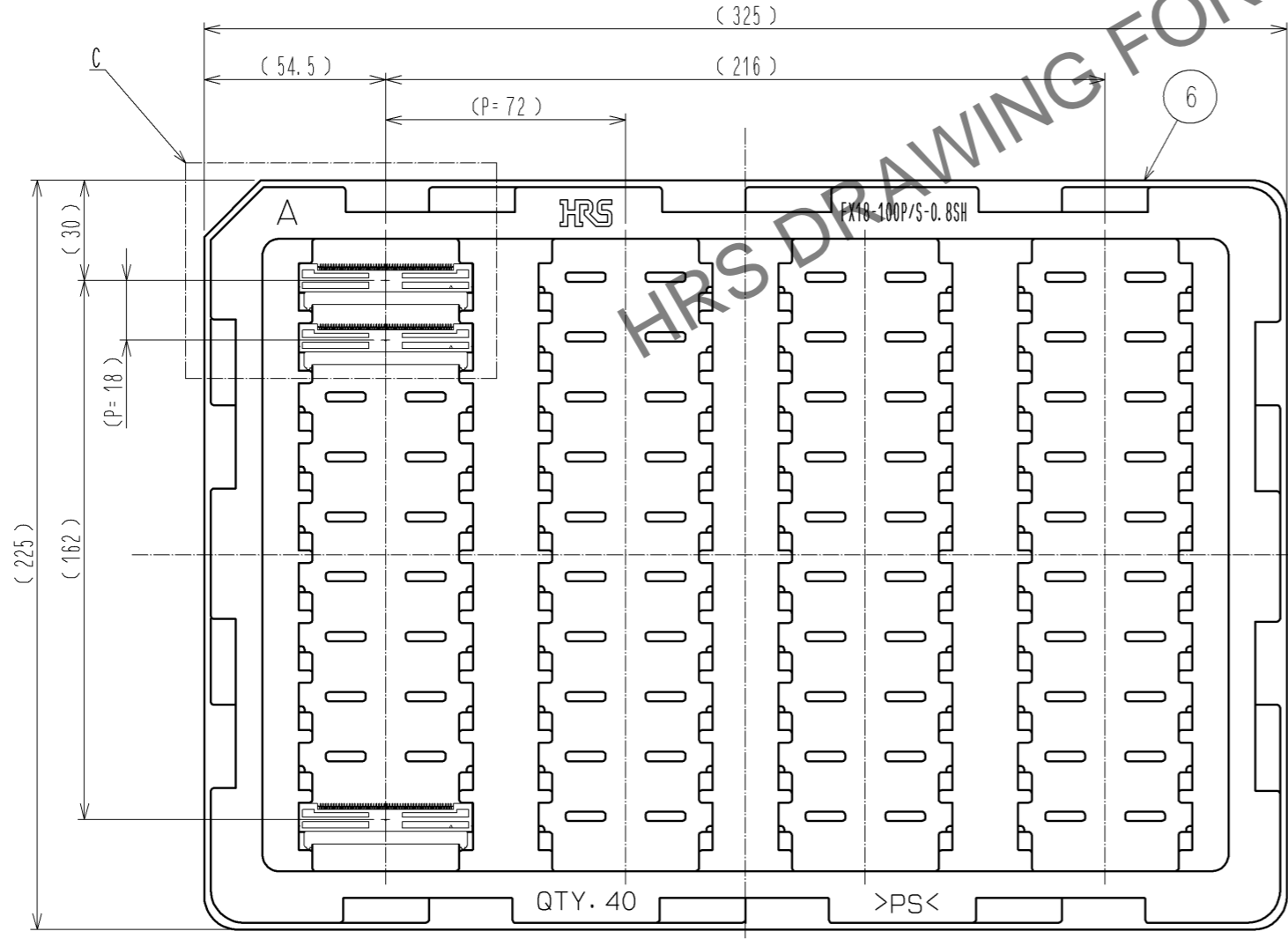
DRAWING NO.	PART NO.	CODE NO.
EDC3-159077-00	FX18-100P-0.8SH	CL579-0005-3-00

Jul.1.2024 Copyright 2024 HIROSE ELECTRIC CO., LTD. All Rights Reserved.  
 In case of consideration for using Automotive equipment / device which demand high reliability, kindly contact our sales window correspondents.

RECOMMENDED LAND PATTERN DIMENSION OF PCB(2:1)  
 (PCB THICKNESS:t=1.6mm, METAL MASK THICKNESS:t=0.12mm)

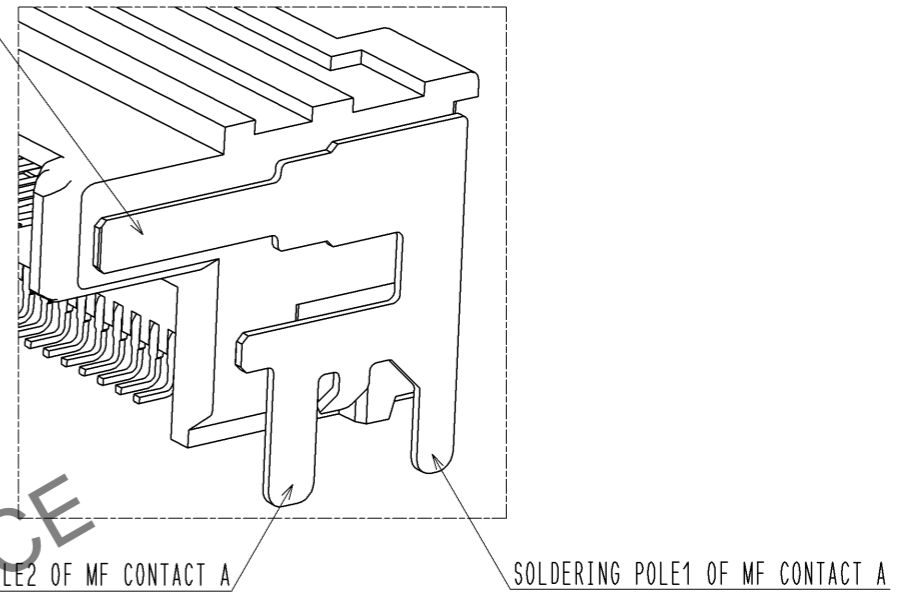


5 DRAWING FOR PACKING(1:2)

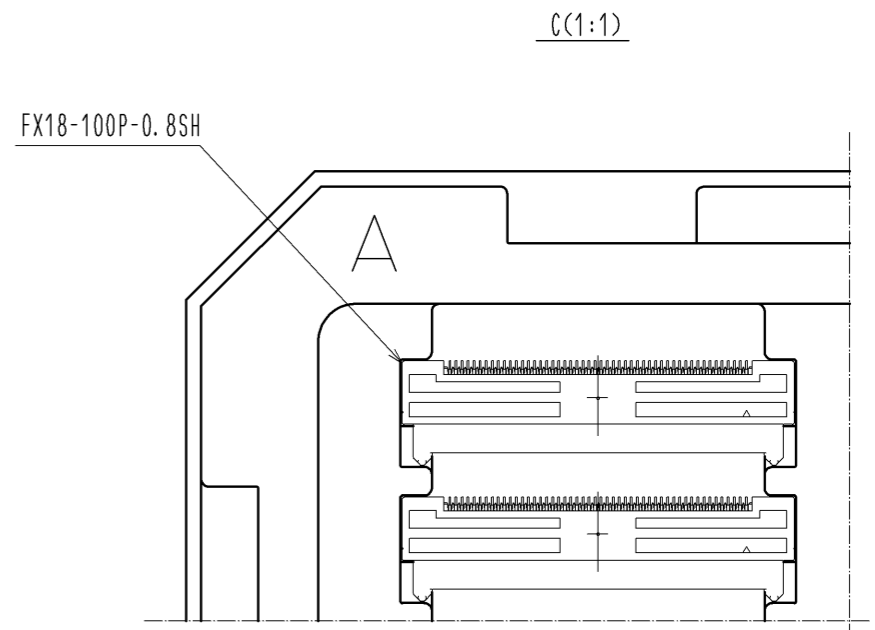
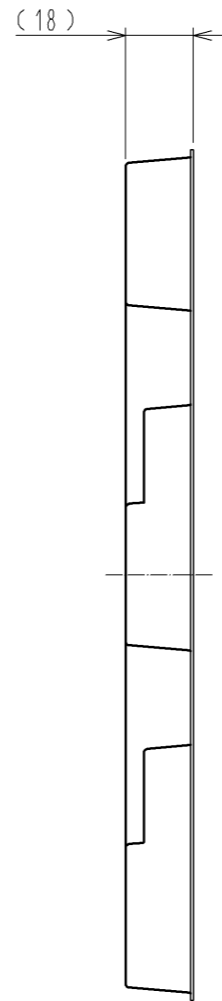


CONTACT AREA OF MF CONTACT A

8 CONFIGURATION OF MF CONTACT A



NOTE 8 SOLDERING LEAD OF MF CONTACT A SPLITS INTO TWO POLES.  
 BE SURE TO CONNECT TO THE SAME CIRCUIT.



<b>HRS</b>	DRAWING NO.	EDC3-159077-00	△ 2/2
	PART NO.	FX18-100P-0.8SH	
	CODE NO.	CL579-0005-3-00	