





APPLICABLE STANDARD					
RATING	OPERATING TEMPERATURE RANGE	-55 °C TO 85 °C ⁽¹⁾	STORAGE TEMPERATURE RANGE	-10 °C TO 60 °C ⁽²⁾	
	VOLTAGE	200 V AC	OPERATING HUMIDITY RANGE	RELATIVE HUMIDITY 85% MAX (NOT DEWED)	
	CURRENT	1 A	STORAGE HUMIDITY RANGE		
SPECIFICATIONS					
ITEM	TEST METHOD		REQUIREMENTS	QT	AT
CONSTRUCTION					
GENERAL EXAMINATION	VISUALLY AND BY MEASURING INSTRUMENT.		ACCORDING TO DRAWING.	x	x
MARKING	CONFIRMED VISUALLY.			x	x
ELECTRIC CHARACTERISTICS					
CONTACT RESISTANCE	100 mA (DC or 1000 Hz).		15 mΩ MAX.	x	-
INSULATION RESISTANCE	500 V DC.		1000 MΩ MIN.	x	-
VOLTAGE PROOF	650 V AC FOR 1 min.		NO FLASHOVER OR BREAKDOWN.	x	-
MECHANICAL CHARACTERISTICS					
MECHANICAL OPERATION	500 TIMES INSERTIONS AND EXTRACTIONS.		① CONTACT RESISTANCE: 15 mΩ MAX. ② NO DAMAGE, CRACK AND LOOSENESS OF PARTS.	x	-
VIBRATION	FREQUENCY 10 TO 55 Hz, AMPLITUDE : 1.5 mm, AT 2 h FOR 3 DIRECTION.		① NO ELECTRICAL DISCONTINUITY OF 1 μs. ② NO DAMAGE, CRACK AND LOOSENESS OF PARTS.	x	-
SHOCK	490 m/s ² , DURATION OF PULSE 11 ms AT 3 TIMES FOR 3 DIRECTIONS.			x	-
ENVIRONMENTAL CHARACTERISTICS					
DAMP HEAT (STEADY STATE)	EXPOSED AT 40±2 °C, 90 ~ 95 %, 96 h.		① CONTACT RESISTANCE: 15 mΩ MAX. ② INSULATION RESISTANCE: 1000 MΩ MIN.	x	-
RAPID CHANGE OF TEMPERATURE 	TEMPERATURE -55→+15~+35→+125→+15~+35°C TIME 30 → 10~15 → 30 → 10~15 min UNDER 5 CYCLES.		③ NO DAMAGE, CRACK AND LOOSENESS OF PARTS.	x	-
CORROSION SALT MIST	EXPOSED IN 5 % SALT WATER SPRAY FOR 48 h.		① CONTACT RESISTANCE: 15 mΩ MAX. ② NO HEAVY CORROSION.	x	-
HYDROGEN SULPHIDE	EXPOSED IN 3 PPM FOR 120 h.			x	-
RESISTANCE TO SOLDERING HEAT	1) SOLDER BATH: SOLDER TEMPERATURE, 260±5°C FOR IMMERSION, DURATION, 10±1s. 2) SOLDERING IRONS : 360°C FOR 5 s MAX.		NO DEFORMATION OF CASE OF EXCESSIVE LOOSENESS OF THE TERMINALS.	x	-
SOLDERABILITY	SOLDERED AT SOLDER TEMPERATURE, 245±3°C, FOR IMMERSION DURATION, 2 s.		A NEW UNIFORM COATING OF SOLDER SHALL COVER A MINIMUM OF 95 % OF THE SURFACE BEING IMMERSED.	x	-
	COUNT	DESCRIPTION OF REVISIONS	DESIGNED	CHECKED	DATE
	1	DIS-F-00009794	YS. NARA	HT. YAMAGUCHI	20210616
REMARK ⁽¹⁾ TEMPERATURE RISE INCLUDED WHEN ENERGIZED. ⁽²⁾ THIS STORAGE INDICATES A LONG-TERM STORAGE STATE FOR THE UNUSED PRODUCT BEFORE THE BOARD MOUNTED.			APPROVED	HT. YAMAGUCHI	20181210
			CHECKED	HT. YAMAGUCHI	20181210
			DESIGNED	TS. OONO	20181207
Unless otherwise specified, refer to MIL-STD-202.			DRAWN	TS. HORI	20181207
Note QT: Qualification Test AT: Assurance Test X: Applicable Test			DRAWING NO.	ELC-386215-00-00	
	SPECIFICATION SHEET		PART NO.	HIF3B*-*PA-2. 54DS (63)	
	HIROSE ELECTRIC CO., LTD.		CODE NO.		1/1