




APPLICABLE STANDARD					
RATING	OPERATING TEMPERATURE RANGE	-55 °C TO 85 °C ⁽¹⁾	STORAGE TEMPERATURE RANGE	-10 °C TO 60 °C ⁽²⁾	
	VOLTAGE	300 V AC	OPERATING HUMIDITY RANGE	40 % TO 80 %	
	CURRENT	1 A	STORAGE HUMIDITY RANGE	40 % TO 70 % ⁽²⁾	
SPECIFICATIONS					
ITEM	TEST METHOD		REQUIREMENTS	QT	AT
CONSTRUCTION					
GENERAL EXAMINATION	VISUALLY AND BY MEASURING INSTRUMENT.		ACCORDING TO DRAWING.	×	×
MARKING	CONFIRMED VISUALLY.			×	×
ELECTRIC CHARACTERISTICS					
CONTACT RESISTANCE	100 mA (DC or 1000 Hz).		30 mΩ MAX.	×	-
INSULATION RESISTANCE	500 V DC.		1000 MΩ MIN.	×	-
VOLTAGE PROOF	1000 V AC FOR 1 min.		NO FLASHOVER OR BREAKDOWN.	×	-
MECHANICAL CHARACTERISTICS					
CONTACT INSERTION AND EXTRACTION FORCES	□0.635 ± 0.002 BY STEEL GAUGE.		INSERTION FORCE : 2.9 N MAX. EXTRACTION FORCE : 0.3 N MIN.	×	-
MECHANICAL OPERATION	500 TIMES INSERTIONS AND EXTRACTIONS.		① CONTACT RESISTANCE: 30 mΩ MAX. ② NO DAMAGE, CRACK AND LOOSENESS OF PARTS.	×	-
VIBRATION	FREQUENCY 10 TO 55 Hz, AMPLITUDE : 1.5 mm, AT 2 h FOR 3 DIRECTION.		① NO ELECTRICAL DISCONTINUITY OF 1 μs. ② NO DAMAGE, CRACK AND LOOSENESS OF PARTS.	×	-
SHOCK	490 m/s ² , DURATION OF PULSE 11 ms AT 3 TIMES FOR 3 DIRECTIONS.			×	-
ENVIRONMENTAL CHARACTERISTICS					
DAMP HEAT (STEADY STATE)	EXPOSED AT 40 ± 2 °C, 90 ~ 95 %, 96 h.		① CONTACT RESISTANCE: 30 mΩ MAX. ② INSULATION RESISTANCE: 1000 MΩ MIN.	×	-
RAPID CHANGE OF TEMPERATURE	TEMPERATURE -65 → +15 ~ +35 → +125 → +15 ~ +35 °C TIME 30 → 10 ~ 15 → 30 → 10 ~ 15 min UNDER 5 CYCLES.		③ NO DAMAGE, CRACK AND LOOSENESS OF PARTS.	×	-
CORROSION SALT MIST	EXPOSED IN 5 % SALT WATER SPRAY FOR 48 h.		① CONTACT RESISTANCE: 30 mΩ MAX. ② NO HEAVY CORROSION.	×	-
HYDROGEN SULPHIDE	EXPOSED IN 3 PPM FOR 96 h. (TEST STANDARD: JEIDA-38)			×	-
RESISTANCE TO SOLDERING HEAT	1) SOLDER BATH: SOLDER TEMPERATURE, 260 ± 5 °C FOR IMMERSION, DURATION, 10 ± 1 s. 2) SOLDERING IRONS : 360 °C FOR 5 s MAX.		NO DEFORMATION OF CASE OF EXCESSIVE LOOSENESS OF THE TERMINALS.	×	-
SOLDERABILITY	SOLDERED AT SOLDER TEMPERATURE 245 ± 3 °C FOR IMMERSION DURATION, 2 s.		A NEW UNIFORM COATING OF SOLDER SHALL COVER A MINIMUM OF 95 % OF THE SURFACE BEING IMMersed.	×	-
	COUNT	DESCRIPTION OF REVISIONS	DESIGNED	CHECKED	DATE
					
REMARK ⁽¹⁾ TEMPERATURE RISE INCLUDED WHEN ENERGIZED. ⁽²⁾ THIS STORAGE INDICATES A LONG-TERM STORAGE STATE FOR THE UNUSED PRODUCT BEFORE THE BOARD MOUNTED.			APPROVED	HS. OKAWA	06.04.28
			CHECKED	HS. OZAWA	06.04.28
			DESIGNED	KT. DOI	06.04.28
Unless otherwise specified, refer to MIL-STD-1344.			DRAWN	KT. DOI	06.04.28
Note QT: Qualification Test AT: Assurance Test X: Applicable Test			DRAWING NO.	ELC4-019397-21	
	SPECIFICATION SHEET		PART NO.	HIF3FB-26DA-2. 54DSA (71)	
	HIROSE ELECTRIC CO., LTD.		CODE NO.	CL616-0205-8-71	 1/1