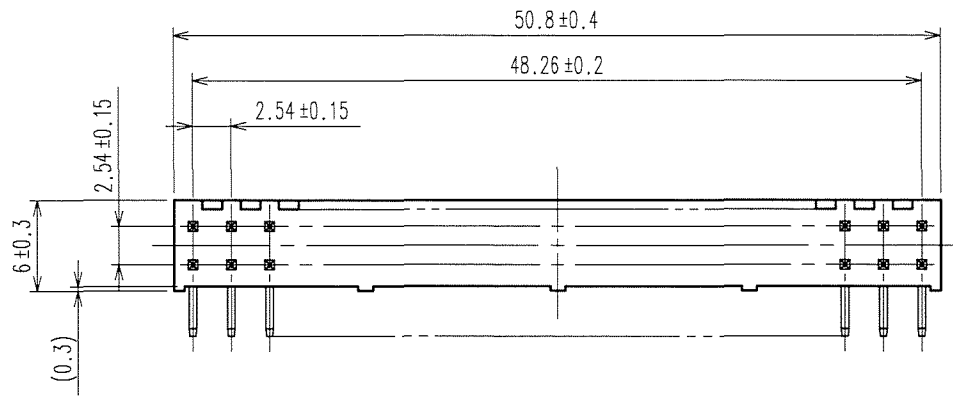
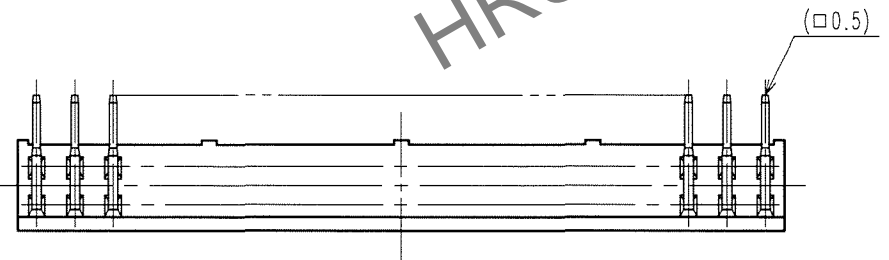
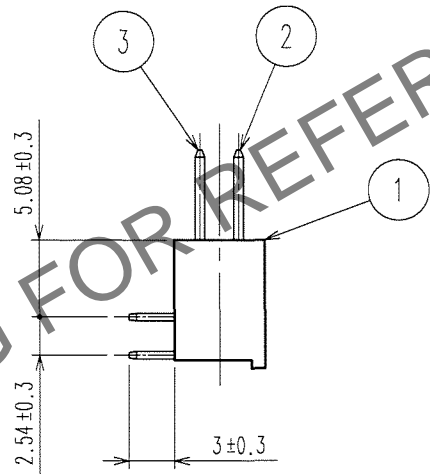
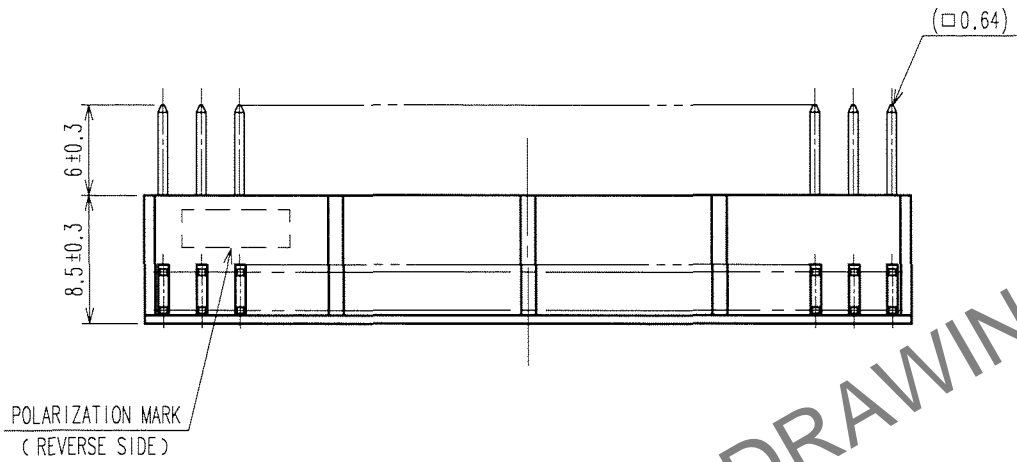
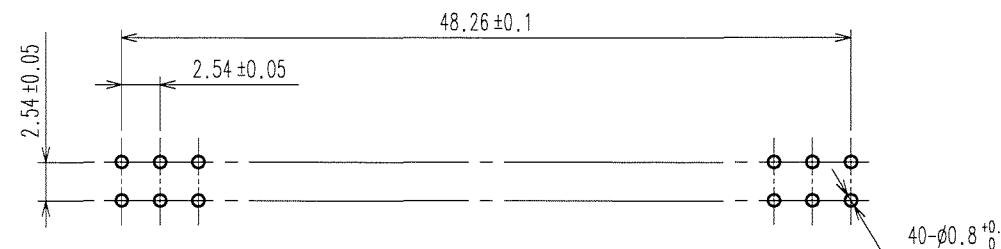


Apr.1.2025 Copyright 2025 HIROSE ELECTRIC CO., LTD. All Rights Reserved.  
 In case of consideration for using Automotive equipment / device which demand high reliability, kindly contact our sales window correspondents.

COUNT	DESCRIPTION OF REVISIONS	BY	CHKD	DATE	COUNT	DESCRIPTION OF REVISIONS	BY	CHKD	DATE
△				..	△				..
△				..	△				..
△				..	△				..



RECOMMENDED PC BOARD HOLE PATTERN



HRS DRAWING FOR REFERENCE

NOTES 1. THE DIMENSIONS IN PARENTHESES ARE FOR REFERENCE.

TO
PCK

1	PBT	BLACK	UL94V-0	2,3	BRASS	CONTACT AREA : GOLD 0.2μm min DIP AREA : TIN-PLATING 2μm min UNDER PLATING : NICKEL 2.5μm min
NO.	MATERIAL	FINISH, REMARKS		NO.	MATERIAL	FINISH, REMARKS
CODE NO. (OLD) CL			DRAWN K.NAKAMURA	DESIGNED K.NAKAMURA	CHECKED H. Ozawa	APPROVED H. Okawa
			07.02.01	07.02.01	07.02.01	..
SCALE 2 : 1		DRAWING NO. EDC3-018139-21		PART NO. A1-40PA-2.54DS(71)		
UNITS mm		HRS HIROSE ELECTRIC CO., LTD		CODE NO. CL619-0012-3-71		1/1