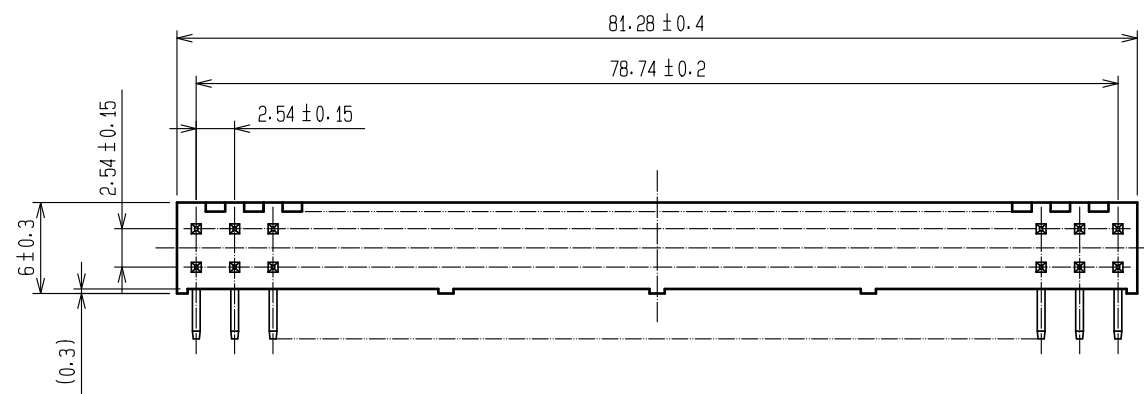
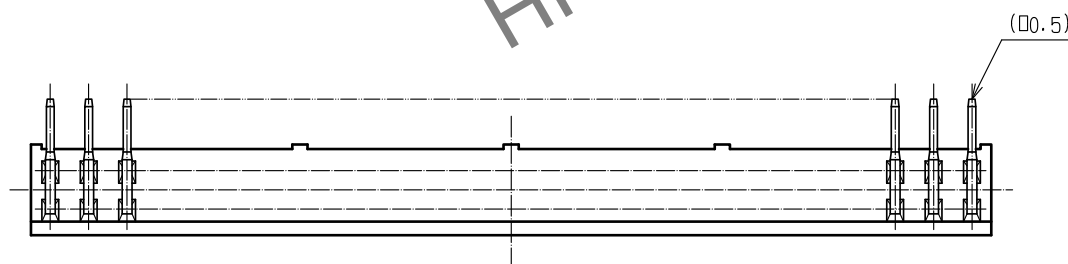
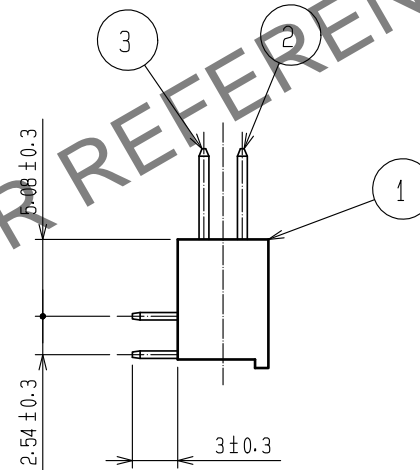
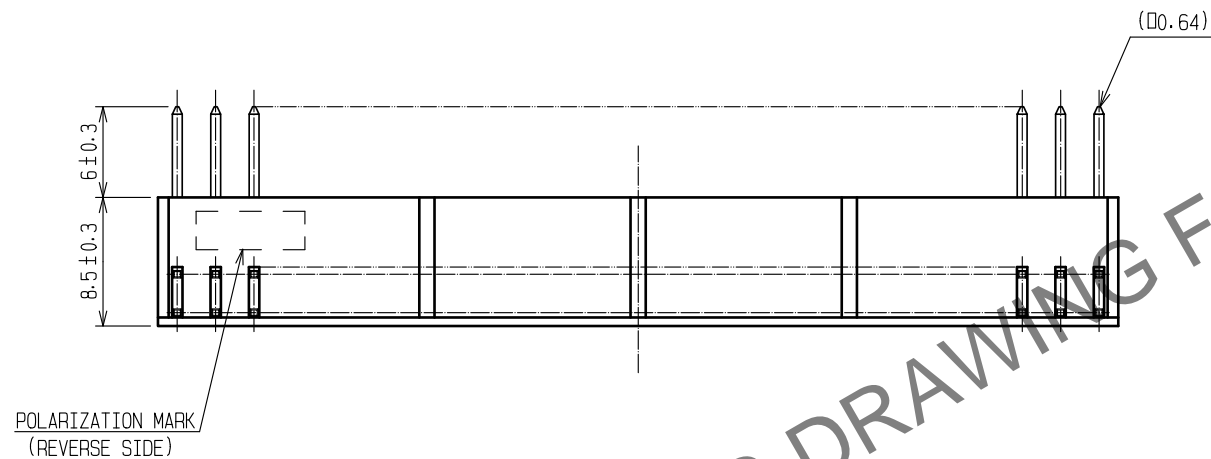
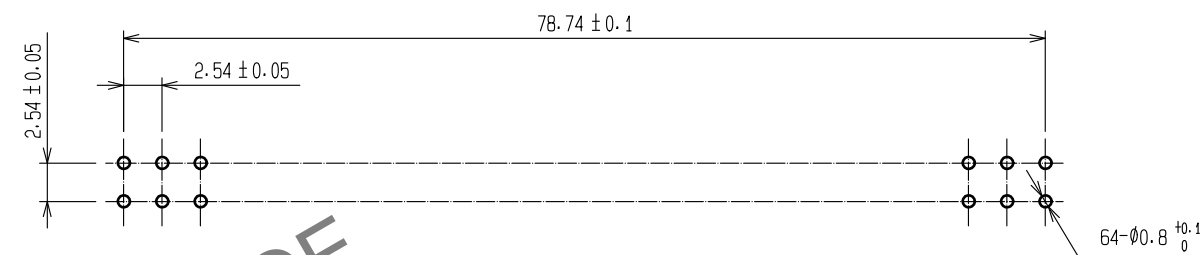


Apr.1.2025 Copyright 2025 HIROSE ELECTRIC CO., LTD. All Rights Reserved.
 In case of consideration for using Automotive equipment / device which demand high reliability, kindly contact our sales window correspondents.



RECOMMENDED PC BOARD HOLE PATTERN



HRS DRAWING FOR REFERENCE

NOTE 1. THE DIMENSIONS IN PARENTHESES ARE FOR REFERENCE.

1	PBT	BLACK	△	2.3	BRASS	CONTACT AREA:GOLD 0.2μm min DIP AREA:TIN-PLATING 2μm min UNDER PLATING:NICKEL 2.5μm min
NO.	MATERIAL	FINISH . REMARKS		NO.	MATERIAL	FINISH . REMARKS
UNITS mm		SCALE 2 : 1	COUNT △ 2	DESCRIPTION OF REVISIONS		DESIGNED YU. NAKADA
				DIS-F-00015681		CHECKED HT. YAMAGUCHI
				DATE 20221021		
				APPROVED : HS. OKAWA	20070201	DRAWING NO. EDC-018142-71-21
				CHECKED : HS. OZAWA	20070201	PART NO. A1-64PA-2.54DS(71)
				DESIGNED : KY. NAKAMURA	20070201	CODE NO. CL0619-0015-1-71
				DRAWN : KY. NAKAMURA	20070201	

Convert paper drawings to CAD data. △