

May.1.2024 Copyright 2024 HIROSE ELECTRIC CO., LTD. All Rights Reserved.
In case of consideration for using Automotive equipment / device which demand high reliability, kindly contact our sales window correspondents.

12345678

A

B

C

D

E

F

A

B


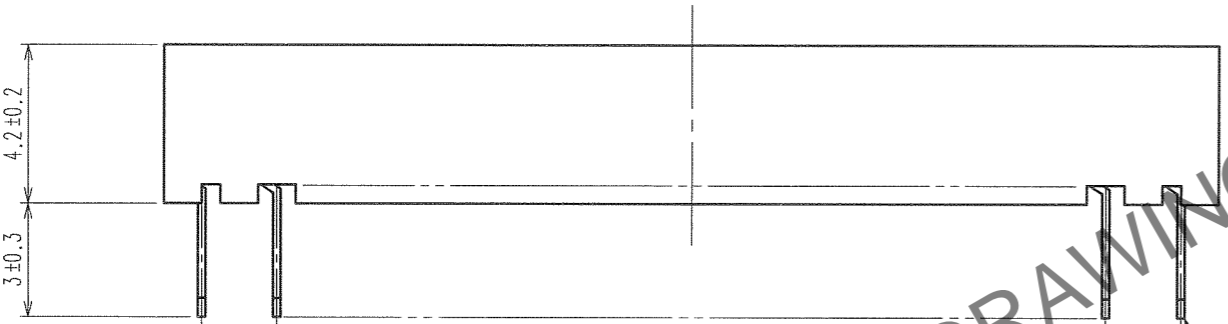
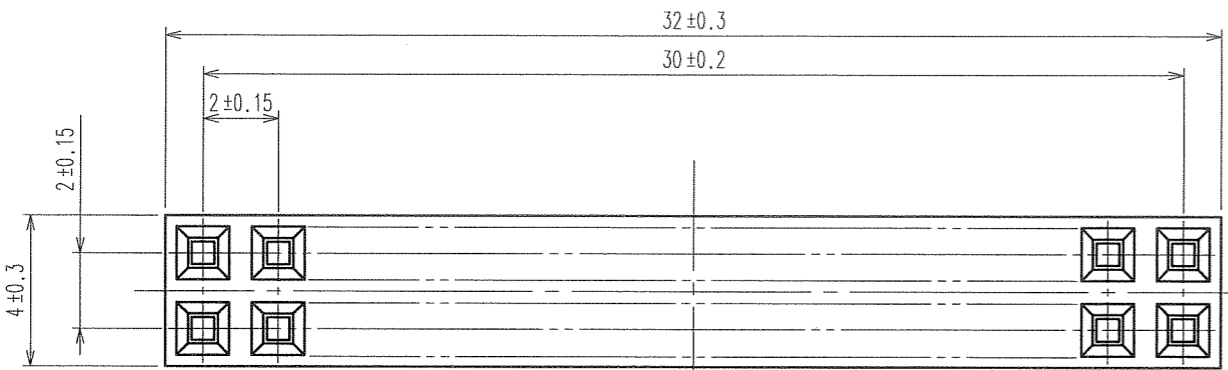
C

D

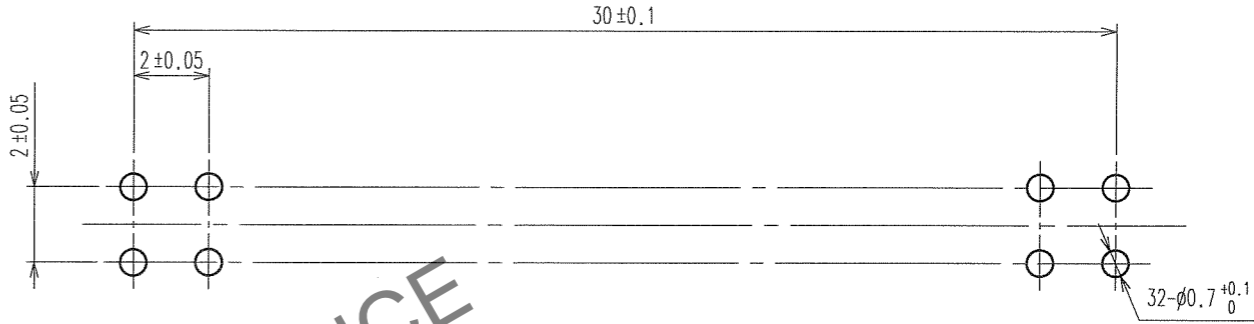
E

F

COUNT	DESCRIPTION OF REVISIONS	BY	CHKD	DATE	COUNT	DESCRIPTION OF REVISIONS	BY	CHKD	DATE
△				.	△				.
△				.	△				.
△				.	△				.



RECOMMENDED PC BOARD HOLE PATTERN



HRS DRAWING FOR REFERENCE

NOTE 1. THE CONTACT CUT SECTION IS UNPLATED.
2. THE DIMENSIONS IN PARENTHESES ARE FOR REFERENCE.

1	PBT	BLACK UL94V-0	2	PHOSPHOR BRONZE	CONTACT AREA:GOLD 0.2μm min. DIP AREA:TIN-PLATING 1μm min. UNDER PLATING:NICKEL 1μm min.
NO.	MATERIAL	FINISH, REMARKS	NO.	MATERIAL	FINISH, REMARKS
CODE NO. (OLD) CL			DRAWN	DESIGNED	CHECKED
			K.NAKAMURA	K.NAKAMURA	XL Okawa
			06.05.20	06.05.20	06.05.20
					06.05.20
					.
DRAWING NO. EDC3-081238-21			PART NO. A3C-32DA-2DSA(71)		
SCALE FREE			CODE NO. CL621-0515-0-71		
UNITS mm			1/1		

12345678 FORM NO.229

