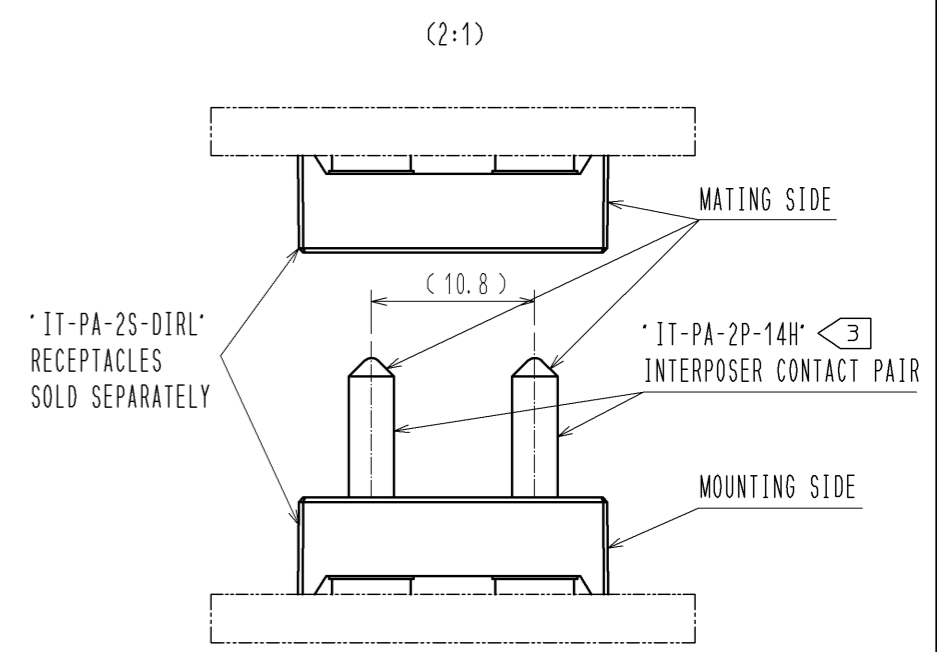
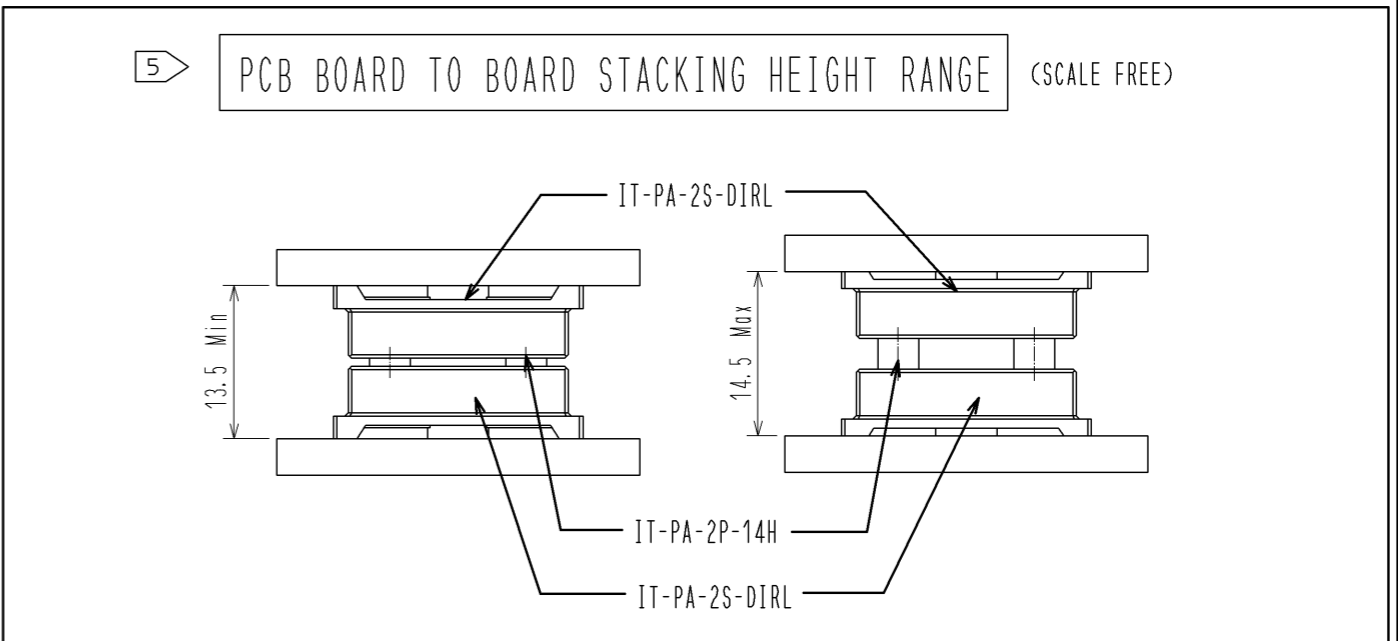
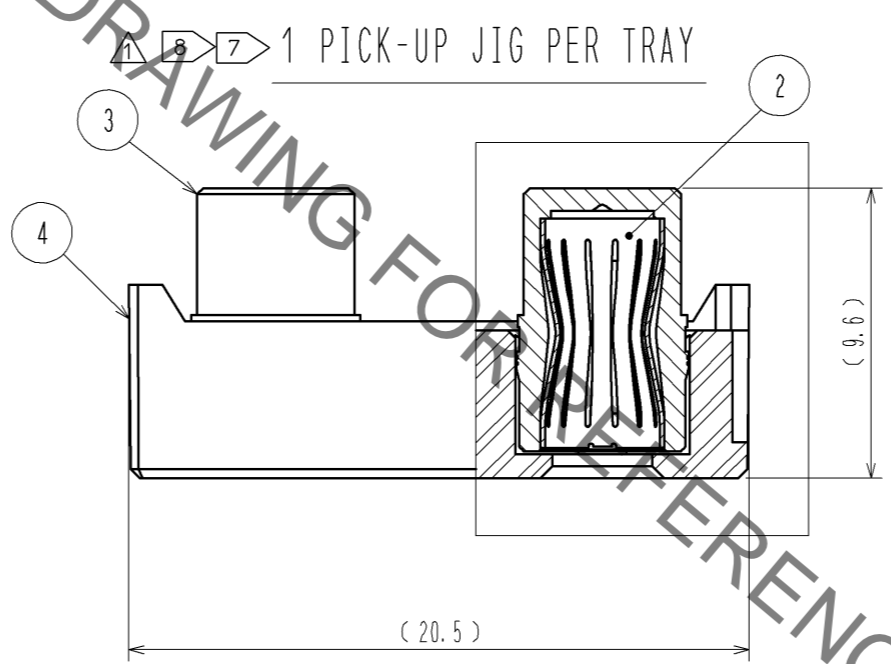
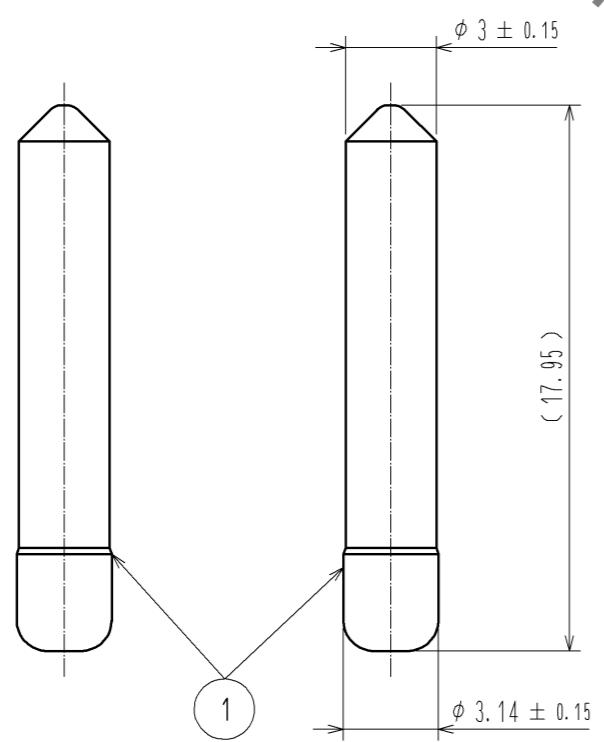


Jul.1.2021 Copyright 2021 HIROSE ELECTRIC CO., LTD. All Rights Reserved.
 In case of consideration for using Automotive equipment / device which demand high reliability, kindly contact our sales window correspondents.

① ⑥ 50 PAIRS PER TRAY
 (100 CONTACTS TOTAL)

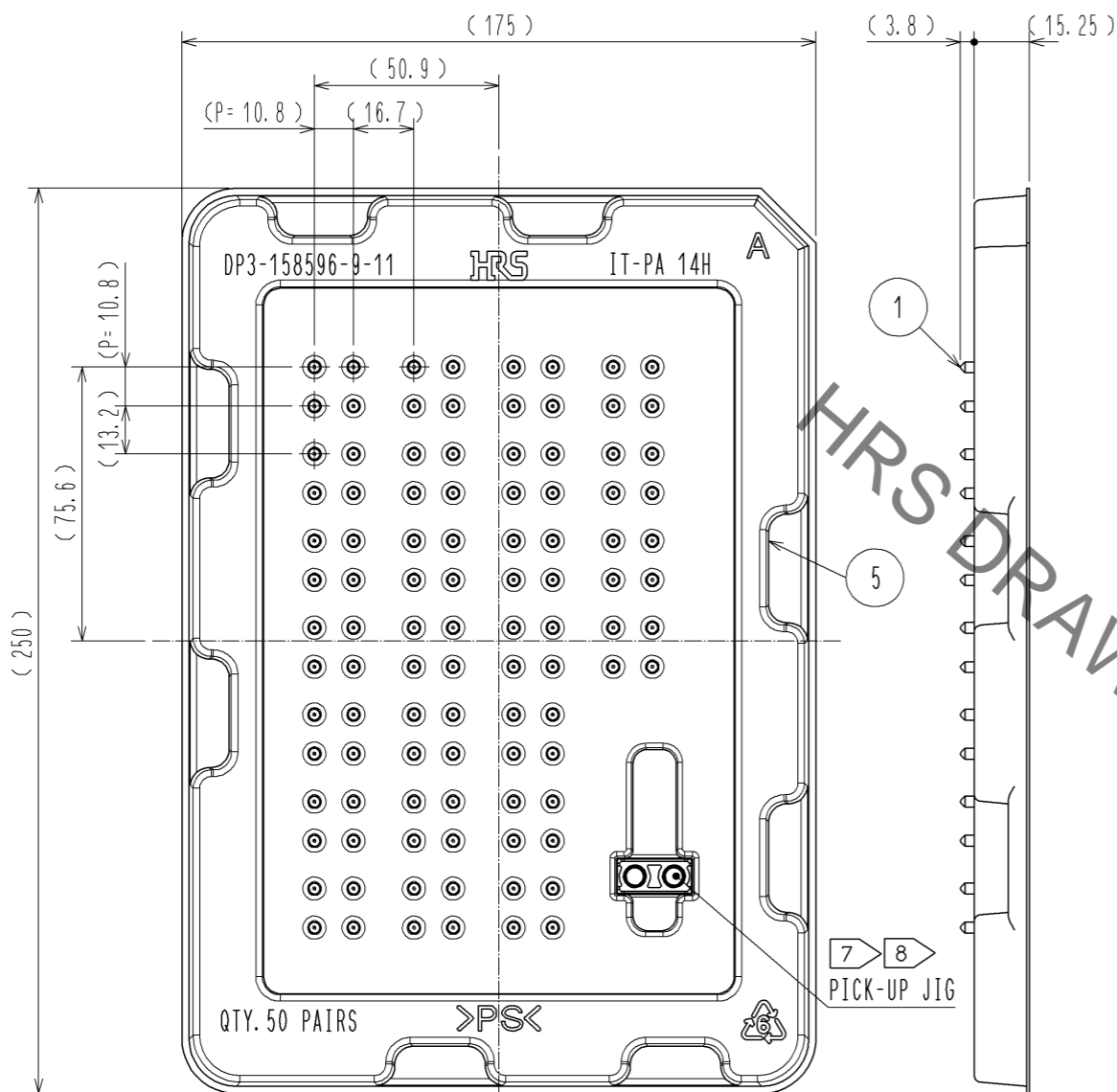


- NOTES:
- 1 THE DIMENSIONS IN PARENTHESES ($$) ARE FOR REFERENCE.
 - 2 PROLONGED EXPOSURE TO THE ATMOSPHERE MAY CAUSE THE SILVER PLATING TO TARNISH.
 - ③ THE CONTACTS ARE SOLD IN PAIRS.
 - 4 THIS PRODUCT IS RoHS COMPLIANT.
 - ⑤ THIS PART CAN ACCOMMODATE THE PCB BOARD TO BOARD STACKING HEIGHT RANGE OF $14 \pm 0.5\text{mm}$ (13.5mm TO 14.5mm). FASTEN THE BOARDS WITHIN THIS HEIGHT RANGE USING SPACERS (OR OTHER MEANS). AN ADDITIONAL $\pm 0.127\text{mm}$ ALLOWANCE IS PERMITTED BEYOND THE SPECIFIED RANGE FOR THE SPACER TOLERANCE.
 - ⑥ THIS PRODUCT IS PACKAGED IN TRAYS. (50 PAIRS PER TRAY)

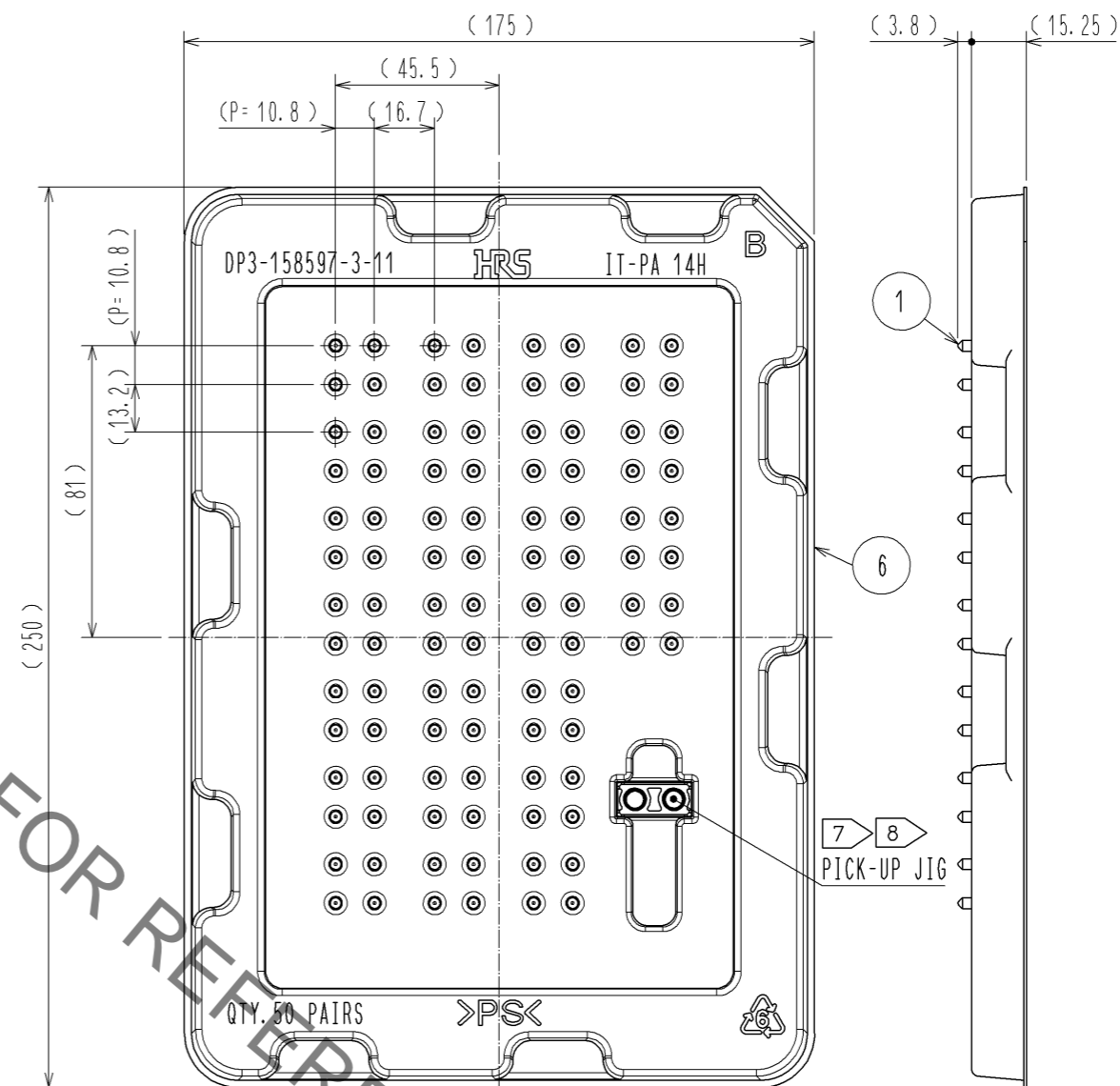
①	⑦	4	LCP	RED UL94V-0	①	6	PS	TRAY
		3	BRASS	OVERPLATING: SILVER 5.1 μm MIN UNDERPLATING: NICKEL 1.3 μm MIN				
①	①	2	COPPER ALLOY	CONTACT AREA: GOLD 0.76 μm MIN UNDERPLATING: NICKEL 1.3 μm MIN	①	5		
		1	COPPER ALLOY	OVERPLATING: SILVER 5.1 μm MIN UNDERPLATING: NICKEL 1.3 μm MIN IN THE CONTACT AREA				
NO.	MATERIAL	FINISH	REMARKS	NO.	MATERIAL	FINISH	REMARKS	
UNITS		SCALE	COUNT	DESCRIPTION OF REVISIONS		DESIGNED	CHECKED	DATE
mm		4 : 1	① 13	DIS-F-007564		NY. SHIMURA	MK. EZAKI	14. 09. 10
HRS HIROSE ELECTRIC CO., LTD.		APPROVED : B. MACKILLOP	14. 04. 15	DRAWING NO.		EDC3-355589-01		
		CHECED : TM. MATSUO	14. 04. 14	PART NO.		IT-PA-2P-14H(11)		
		DESIGNED : R. MIKLINSKI	14. 02. 27	CODE NO.		CL636-0613-9-11		
		DRAWN : J. HUANG	14. 02. 27			① 1/3		

Jul.1.2021 Copyright 2021 HIROSE ELECTRIC CO., LTD. All Rights Reserved.
 In case of consideration for using Automotive equipment / device which demand high reliability, kindly contact our sales window correspondents.

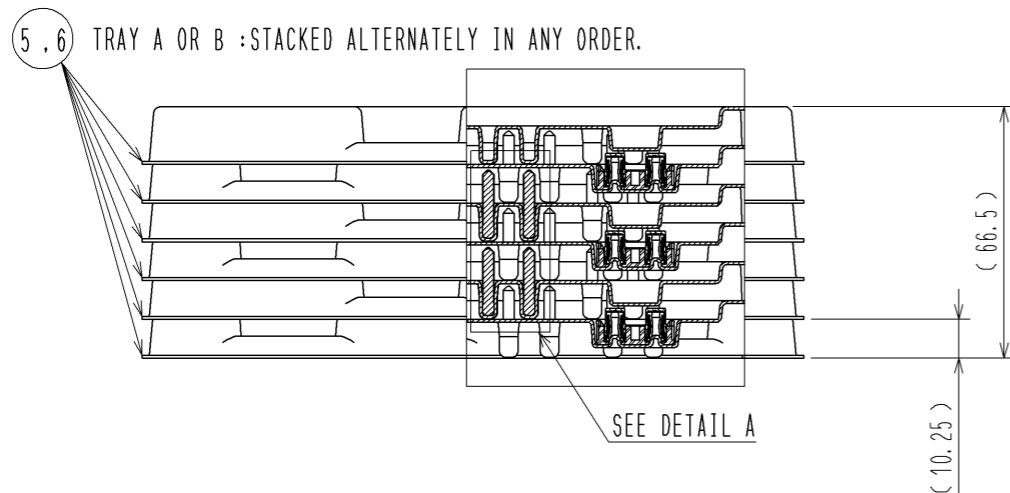
△ TRAY PACKING DIMENSIONS (TRAY A)
(1:2)



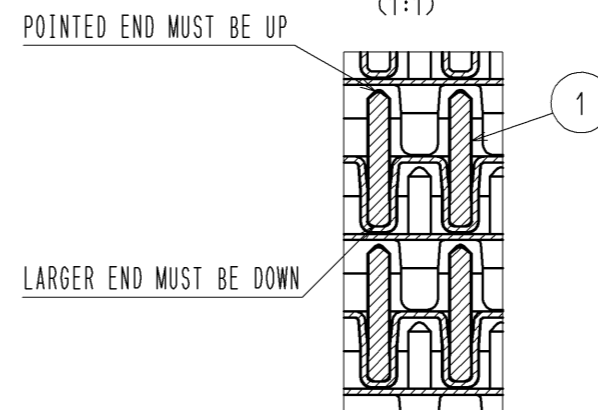
△ TRAY PACKING DIMENSIONS (TRAY B)
(1:2)



△ STACKED TRAY DIMENSION
(1:2)



△ DETAIL A
(1:1)

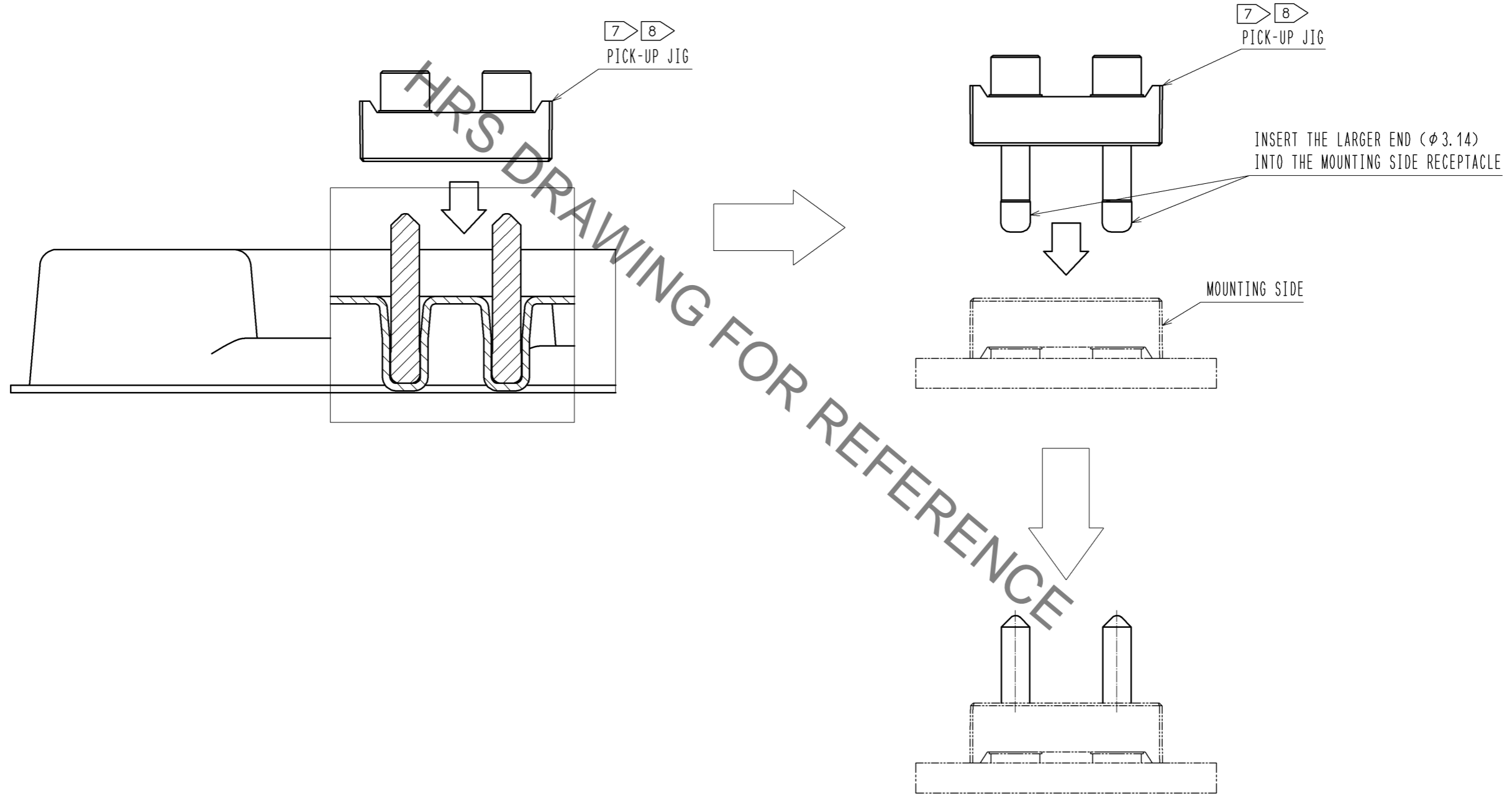


HRS	DRAWING NO.	EDC3-355589-01	
	PART NO.	IT-PA-2P-14H(11)	
	CODE NO.	CL636-0613-9-11	

Jul.1.2021 Copyright 2021 HIROSE ELECTRIC CO., LTD. All Rights Reserved.
In case of consideration for using Automotive equipment / device which demand high reliability, kindly contact our sales window correspondents.

△ INTERPOSER CONTACT INSTALLATION PROCEDURE

(2:1)



NOTES:

- △ 7 TO PREVENT SILVER TARNISH, DO NOT TOUCH THE CONTACTS WITH YOUR BARE HANDS. USE THE MATING RECEPTACLE THAT HAS BEEN PROVIDED AS A PICK-UP JIG.
- △ 8 EACH JIG IS INTENDED TO BE USED TO PICK UP THE CONTACTS IN ONE TRAY AND THEN BE DISCARDED.

HRS	DRAWING NO.	EDC3-355589-01
	PART NO.	IT-PA-2P-14H(11)
	CODE NO.	CL636-0613-9-11
		△ 3/3