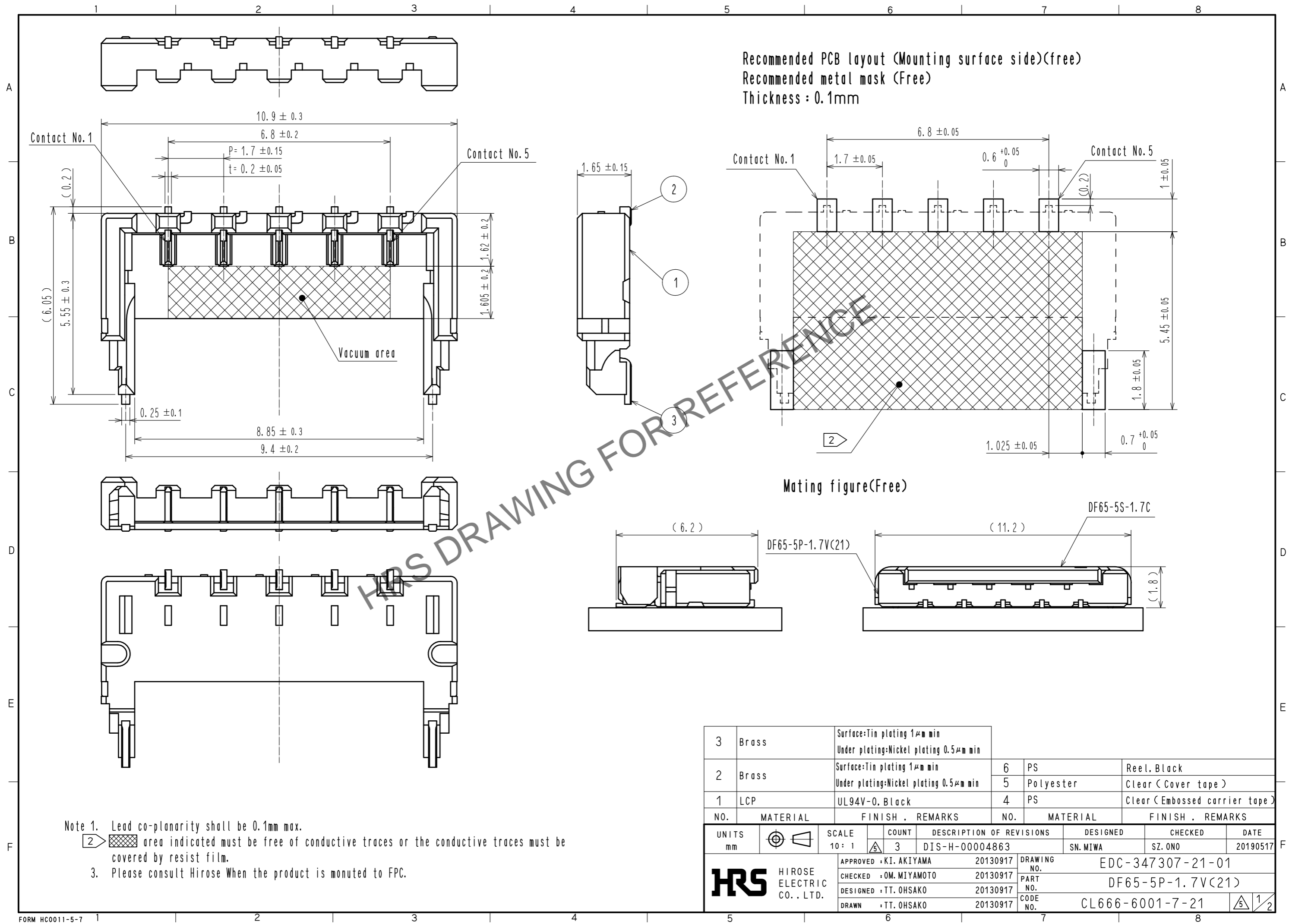


Apr.1.2024 Copyright 2024 HIROSE ELECTRIC CO., LTD. All Rights Reserved.
In case of consideration for using Automotive equipment / device which demand high reliability, kindly contact our sales window correspondents.

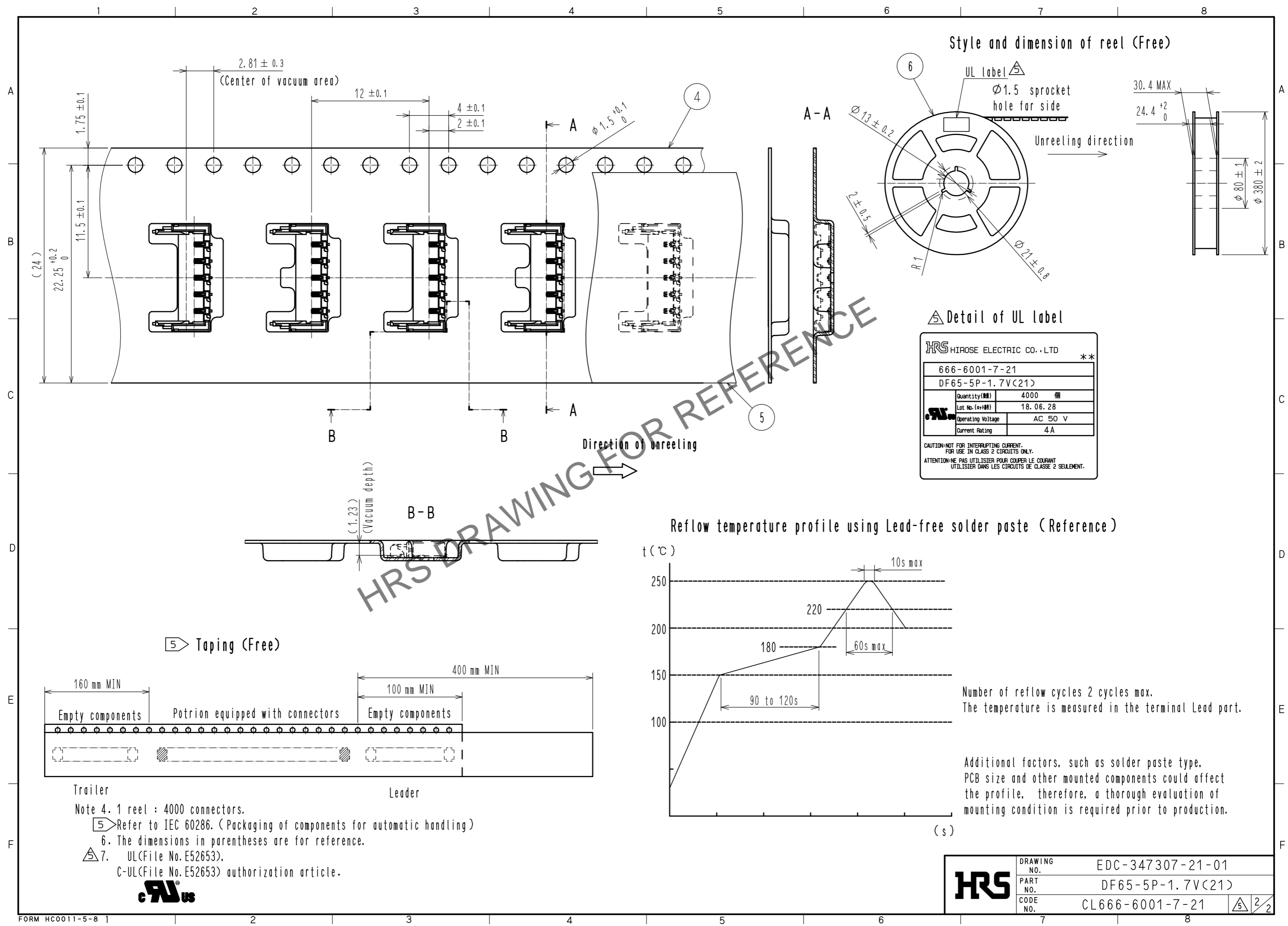


NO.	MATERIAL	FINISH	REMARKS	NO.	MATERIAL	FINISH	REMARKS
3	Brass	Surface: Tin plating 1μm min Under plating: Nickel plating 0.5μm min		6	PS		Reel, Black
2	Brass	Surface: Tin plating 1μm min Under plating: Nickel plating 0.5μm min		5	Polyester		Clear (Cover tape)
1	LCP	UL94V-0, Black		4	PS		Clear (Embossed carrier tape)

UNITS	SCALE	COUNT	DESCRIPTION OF REVISIONS	DESIGNED	CHECKED	DATE
mm	10:1	3	DIS-H-00004863	SN. MIWA	SZ. ONO	20190517

APPROVED	CHECKED	DESIGNED	DRAWN	DRAWING NO.	PART NO.	CODE NO.
• KI. AKIYAMA	• OM. MIYAMOTO	• TT. OHSAKO	• TT. OHSAKO	EDC-347307-21-01	DF65-5P-1.7V(21)	CL666-6001-7-21
20130917	20130917	20130917	20130917			

Apr.1.2024 Copyright 2024 HIROSE ELECTRIC CO., LTD. All Rights Reserved.
 In case of consideration for using Automotive equipment / device which demand high reliability, kindly contact our sales window correspondents.

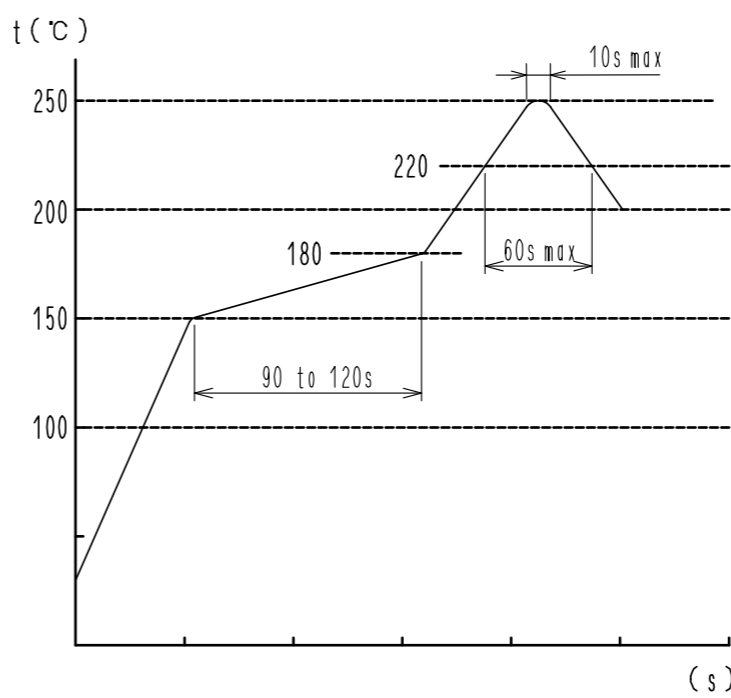


Style and dimension of reel (Free)

Detail of UL label

HRS HIROSE ELECTRIC CO., LTD		**
666-6001-7-21		
DF65-5P-1.7V(21)		
Quantity(個)	4000	個
Lot No.(#)	18.06.28	
Operating Voltage	AC 50 V	
Current Rating	4 A	
CAUTION: NOT FOR INTERRUPTING CURRENT. FOR USE IN CLASS 2 CIRCUITS ONLY. ATTENTION: NE PAS UTILISER POUR COUPER LE COURANT UTILISER DANS LES CIRCUITS DE CLASSE 2 SEULEMENT.		

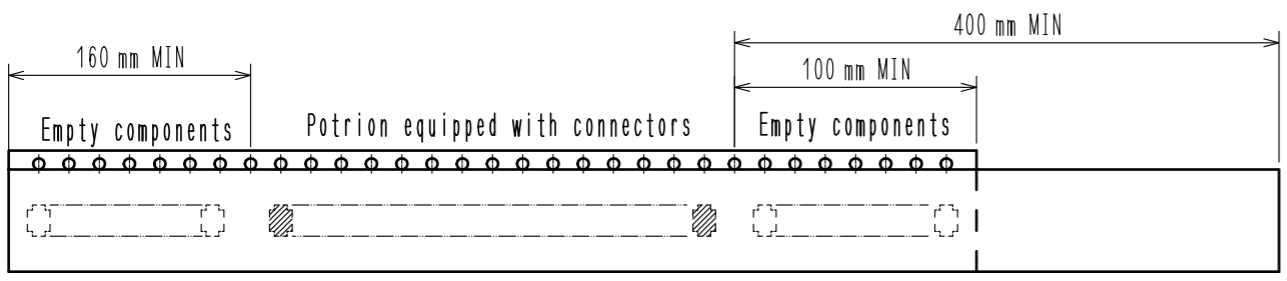
Reflow temperature profile using Lead-free solder paste (Reference)



Number of reflow cycles 2 cycles max.
 The temperature is measured in the terminal Lead part.

Additional factors, such as solder paste type,
 PCB size and other mounted components could affect
 the profile, therefore, a thorough evaluation of
 mounting condition is required prior to production.

Taping (Free)



Trailer
 Note 4. 1 reel : 4000 connectors.

Leader

Refer to IEC 60286. (Packaging of components for automatic handling)

6. The dimensions in parentheses are for reference.

7. UL (File No. E52653).

C-UL (File No. E52653) authorization article.



HRS	DRAWING NO.	EDC-347307-21-01
	PART NO.	DF65-5P-1.7V(21)
	CODE NO.	CL666-6001-7-21