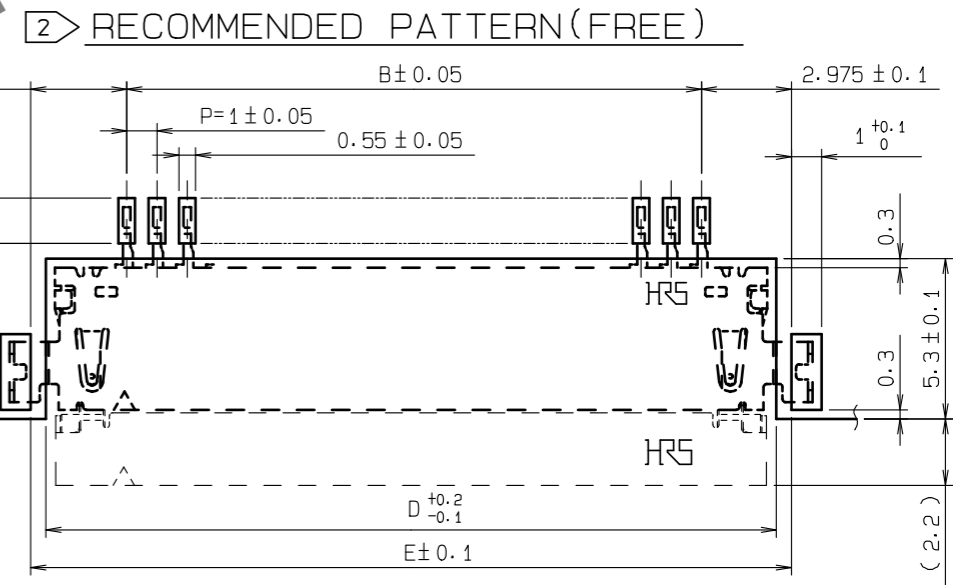
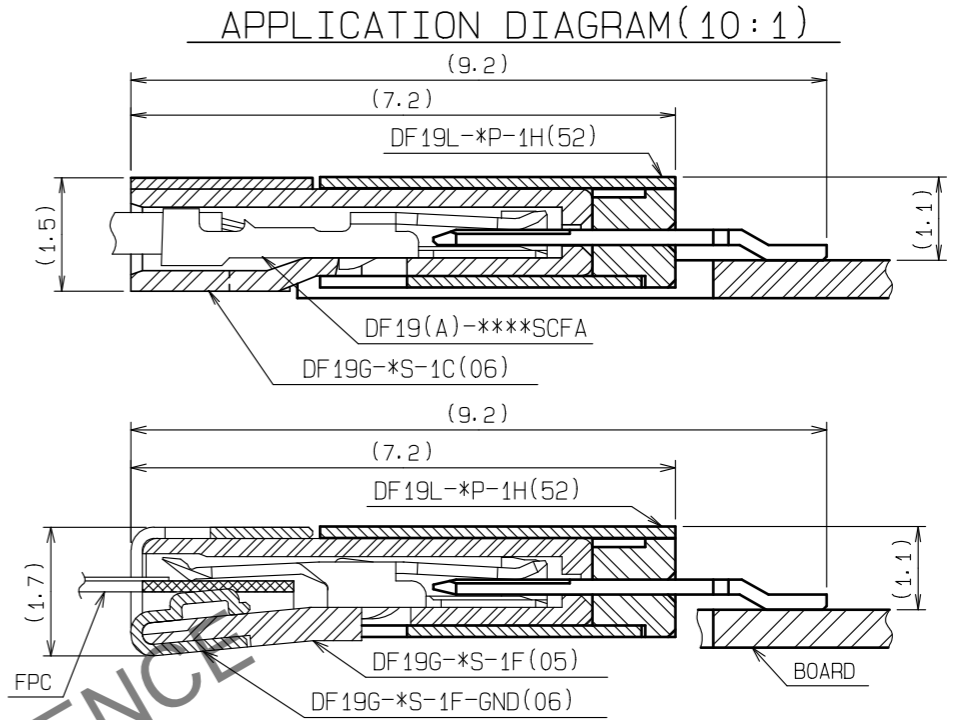
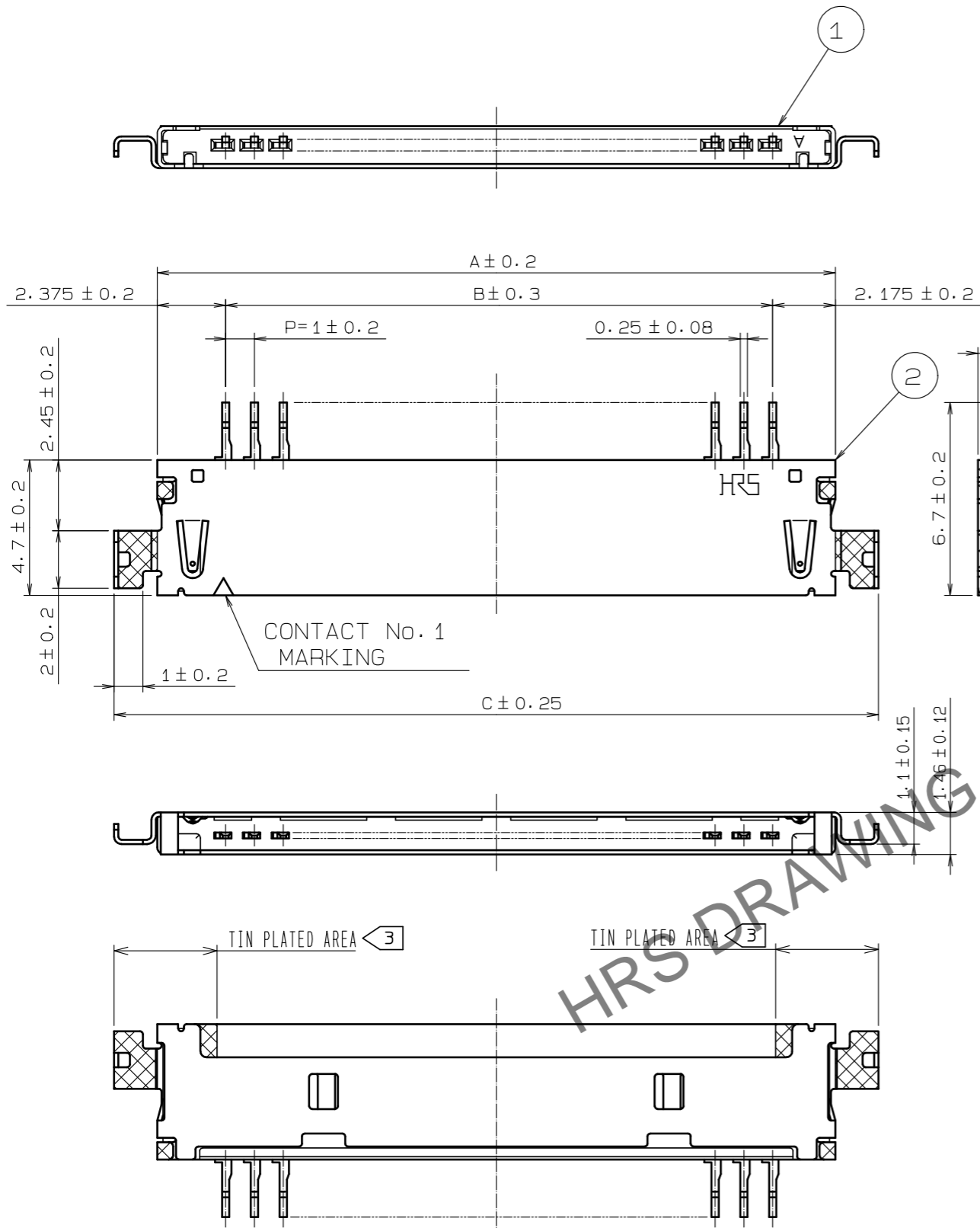


Nov.1.2024 Copyright 2024 HIROSE ELECTRIC CO., LTD. All Rights Reserved.
In case of consideration for using Automotive equipment / device which demand high reliability, kindly contact our sales window correspondents.



PART No.	CODE No.	NUMBER OF CONTACT	A	B	C	D	E
DF19L-14P-1H(52)	CL685-0003-8-52	14	17.55	13	20.55	18.15	19.15
DF19L-20P-1H(52)	CL685-0019-8-52	20	23.55	19	26.55	24.15	25.15
DF19L-30P-1H(52)	CL685-0016-0-52	30	33.55	29	36.55	34.15	35.15

NOTES1: LEAD CO-PLANARITY SHALL BE 0.1 mm MAX.
 2 RECOMMENDED THICKNESS OF CREAM SOLDER PASTE: 0.15mm
 OPEN AREA RATIO: 100%

NO.	MATERIAL	FINISH, REMARKS	NO.	MATERIAL	FINISH, REMARKS
2	PHOSPHER BRONZE	LEAD AREA:TIN PLATED 1μm min UNDER PLATING:NICKEL PLATED 0.5μm min	3	PHOSPHER BRONZE	CONTACT AREA:GOLD PLATED 0.1μm min LEAD AREA:TIN PLATED 1μm min UNDER PLATING:NICKEL PLATED 1μm min
1	POLYAMIDE	BLACK·UL94V-0	4	PS	CLEAR·(EMBOSSD CARRIER TAPE)
			5	POLYESTER	CLEAR·(COVER TAPE)

UNITS	SCALE	COUNT	DESCRIPTION OF REVISIONS	DESIGNED	CHECKED	DATE
mm	5 : 1	△	APPROVED : HS. OKAWA 20200313			
			CHECKED : TS. KUMAZAWA 20200313			
			DESIGNED : HK. HAYASHI 20200313			
			DRAWN : DS. HIROWATARI 20200306			

DRAWING NO.	PART NO.	CODE NO.
EDC-311645-52-00	DF19L-*P-1H(52)	CL685-

Nov.1.2024 Copyright 2024 HIROSE ELECTRIC CO., LTD. All Rights Reserved.
 In case of consideration for using Automotive equipment / device which demand high reliability, kindly contact our sales window correspondents.

