May.1.2024 Copyright 2024 HIROSE ELECTRIC CO., LTD. All Rights Reserved.
本製品を車載用途などの高い信頼性が求められる機器にご使用の場合は、弊社までお問合せ下さい。

RoHS，ELV適合品
RoHS，ELV COMPLIANT

△1 印字内容、レイアウト変更
Modify the printed content and layout

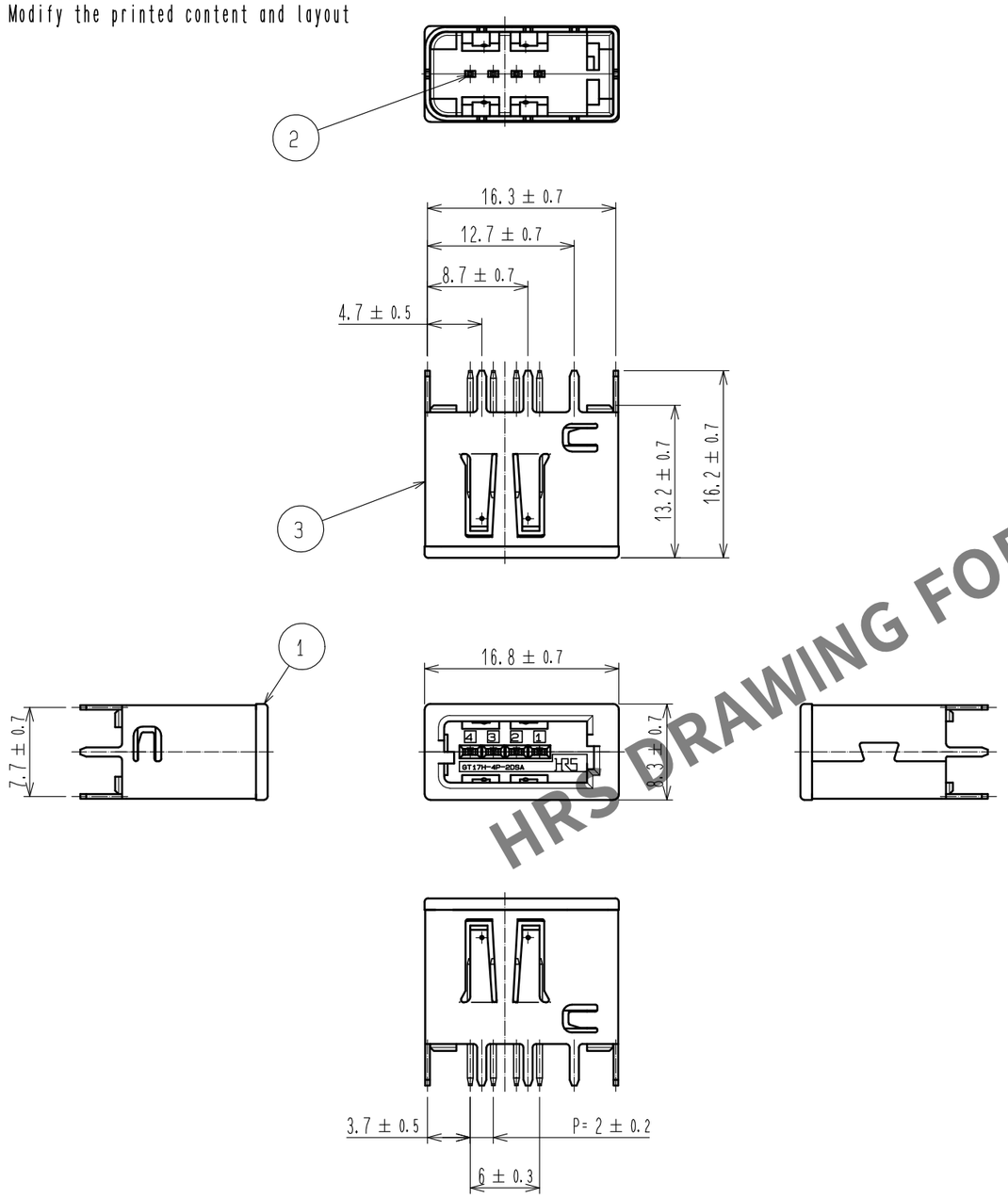

かん合図
MATED CONNECTORS

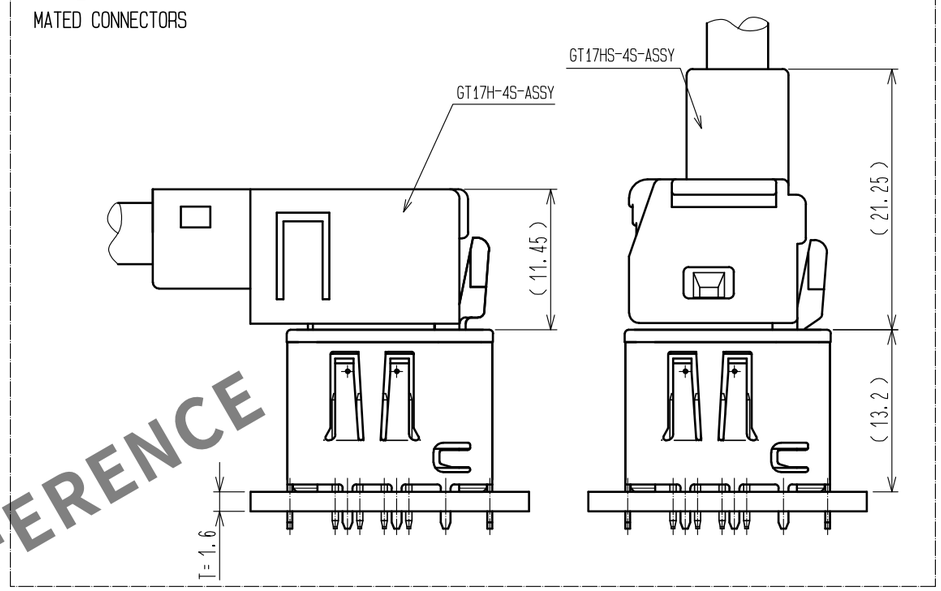

推奨基板寸法
RECOMMENDED PCB PATTERN
(SOLDERING SIDE)

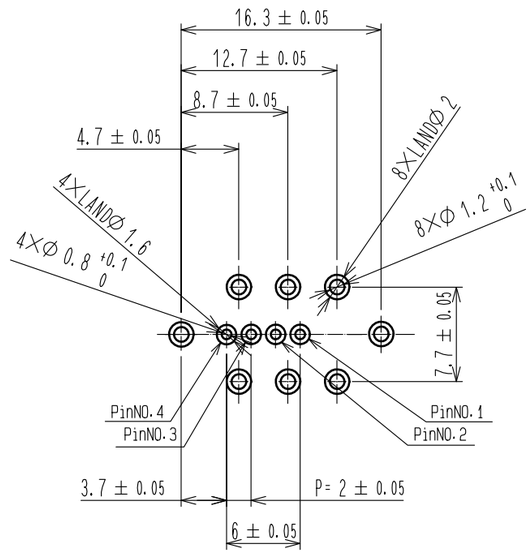

推奨パネル寸法
RECOMMENDED PANEL LAYOUT

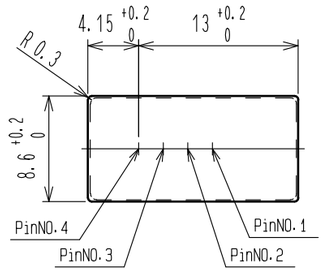

適合かん合コネクタ
NOTE1. APPLICABLE CONNECTOR : GT17H-4S-ASSY
GT17HS-4S-ASSY

基板厚
2. APPLICABLE PC BOARD : T=1.6mm

梱包形態
3. PACKAGE STYLE : TRAY

NO.	MATERIAL	FINISH . REMARKS	NO.	MATERIAL	FINISH . REMARKS
2	BRASS	TIN PLATING			
1	PPS	LIGHT GRAY	3	COPPER ALLOY	TIN PLATING

UNITS	SCALE		COUNT	DESCRIPTION OF REVISIONS	DESIGNED	CHECKED	DATE
mm	2 : 1	△1	1	DIS-T-00003628	YT. TAKANASHI	TH. MIZUGUCHI	18. 08. 02

HRS HIROSE ELECTRIC CO., LTD.

APPROVED	: KS. SATOH	08. 03. 14	DRAWING NO.	ADC3-167040-00
CHECKED	: KS. SATOH	08. 03. 14	PART NO.	GT17H-4P-2DSA
DESIGNED	: TY. IKEDA	08. 03. 13	CODE NO.	CL767-0181-2-00 △1 1/1
DRAWN	: TY. IKEDA	08. 03. 13		

HRS DRAWING FOR REFERENCE