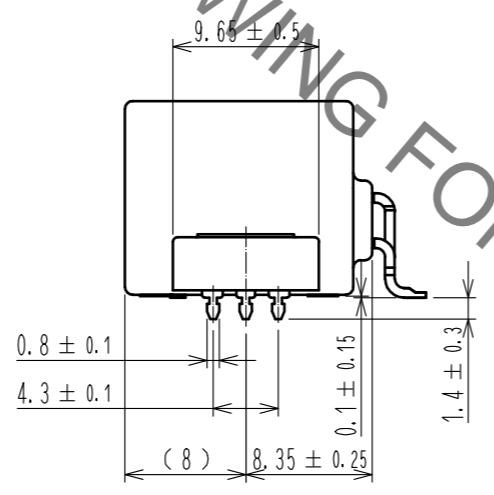
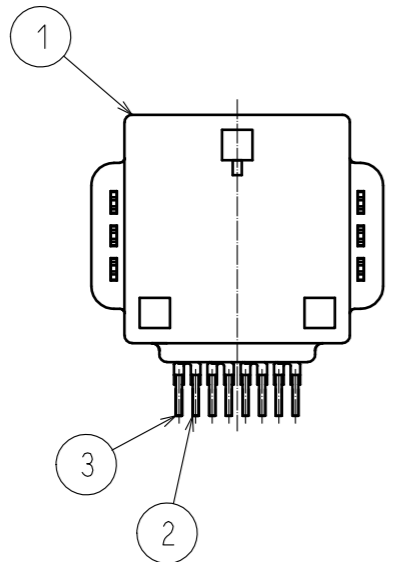
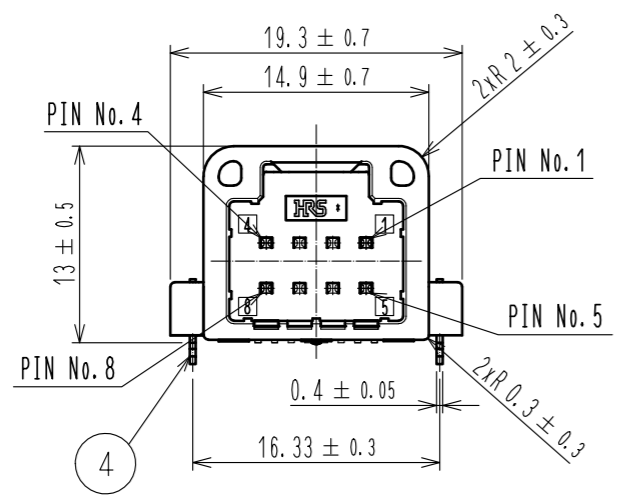
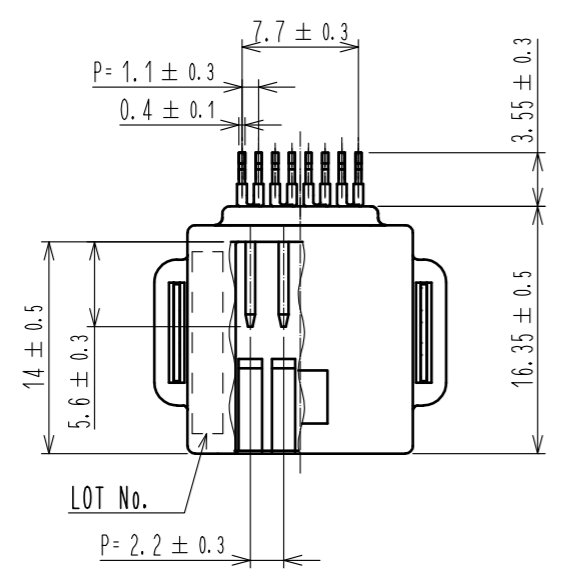
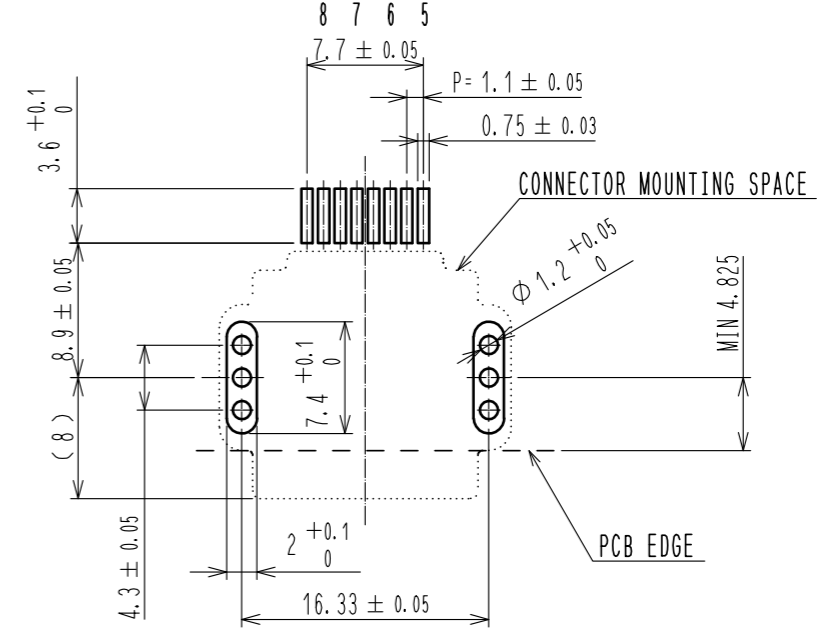


ELV, RoHS COMPLIANT



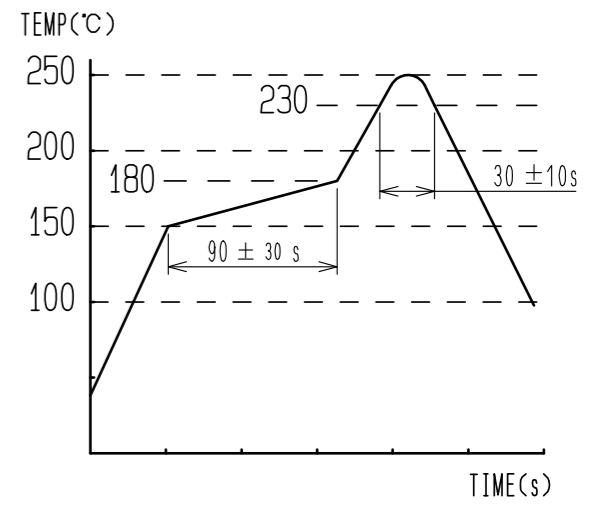
PIN ASSIGNMENT



RECOMMENDED PCB PATTERN

HRS DRAWING FOR REFERENCE

- NOTE 1. RECOMMENDED TEMPERATURE PROFILE FOR REFLOW (REFER TO RIGHT FIG.)
 USED REFLOW SYSTEM : IR IN THE AIR OR NITROGEN
 NO. OF CYCLES : 2 MAX
 PEAK : 250°C
 OVER 230°C : 20~40s
 PREHEAT : 150~180°C
 60~120s
 2. TEMPERATURE FOR SOLDERING IRON : 280~300°C WITHIN 2s
 3. CO-PLANARITY SHALL BE 0.1mm MAX.
 4. RECOMMENDED PCB THICKNESS IS 1.6mm.
 5. RECOMMENDED SOLDER THICKNESS IS 0.15mm.

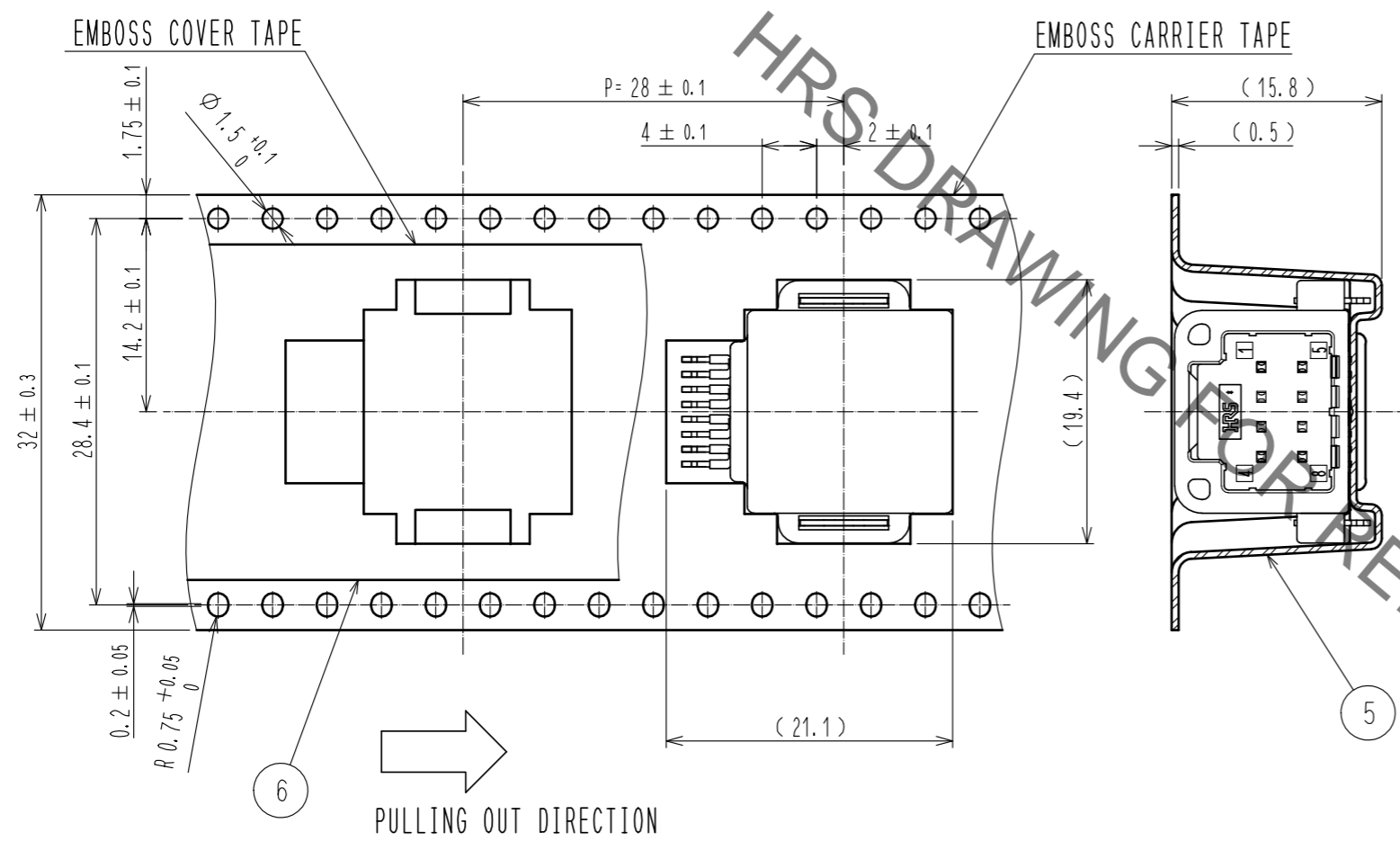


3	BRASS	TIN PLATED T=0.64	6	PET				
2	BRASS	TIN PLATED T=0.64	5	PS				
1	PPS	BLACK	4	BRASS	TIN PLATED T=0.4			
NO.	MATERIAL	FINISH . REMARKS	NO.	MATERIAL	FINISH . REMARKS			
UNITS	mm	SCALE	2 : 1	COUNT	DESCRIPTION OF REVISIONS	DESIGNED	CHECKED	DATE
HRS HIROSE ELECTRIC CO., LTD.		APPROVED : NH. NAKATA	16.01.13	DRAWING NO. EDC-169254-00-00				
		CHECKED : HS. OZAWA	16.01.13	PART NO. GT25H2-8DP-2.2H				
		DESIGNED : TK. SHISHIKURA	16.01.13	CODE NO. CL775-0047-4-00				
		DRAWN : TK. SHISHIKURA	16.01.13					

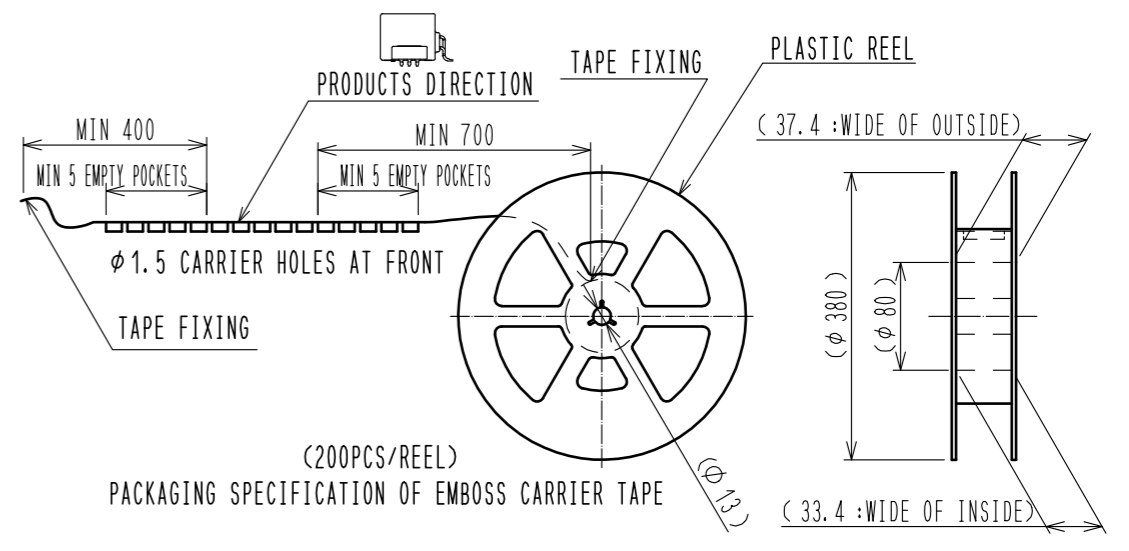
In case of consideration for using Automotive equipment / device which demand high reliability, kindly contact our sales window correspondents.

Jul.1.2022 Copyright 2022 HIROSE ELECTRIC CO., LTD. All Rights Reserved.
 In case of consideration for using Automotive equipment / device which demand high reliability, kindly contact our sales window correspondents.

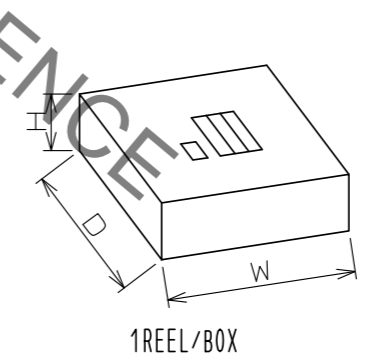
PACKAGING SPECIFICATION



REEL DIMENSION(FREE)



CARDBOARD DIMENSION(FREE)



BOX SIZE
 W = (405) (mm)
 D = (405) (mm)
 H = (39) (mm)

HRS	DRAWING NO.	EDC-169254-00-00	
	PART NO.	GT25H2-8DP-2.2H	
	CODE NO.	CL775-0047-4-00	