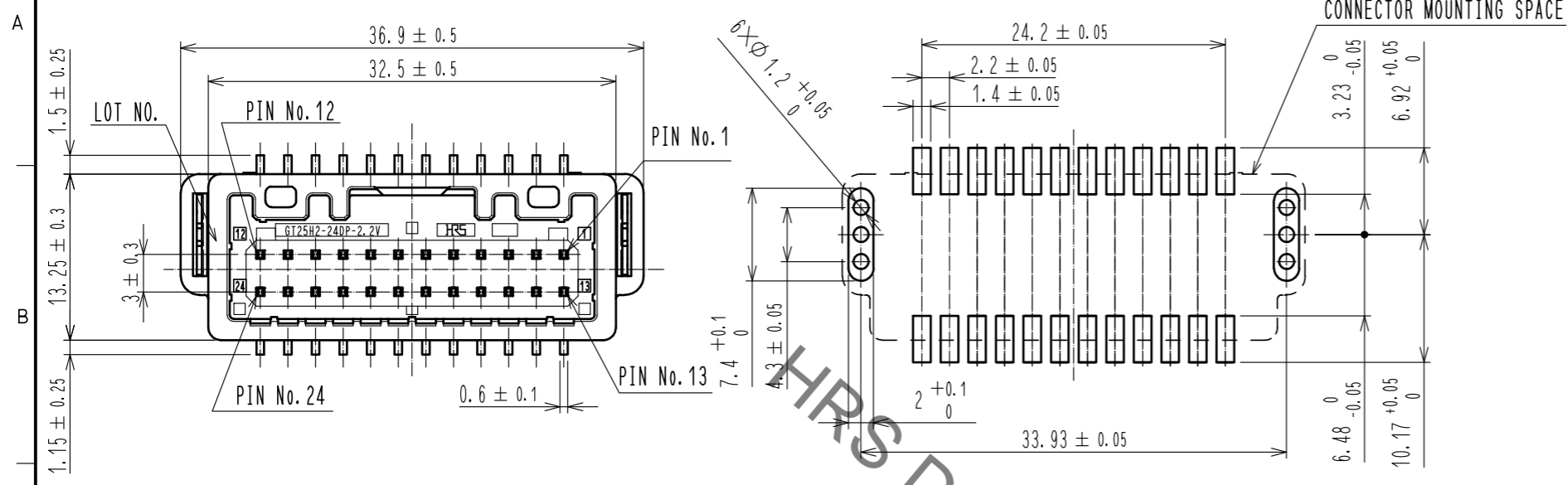
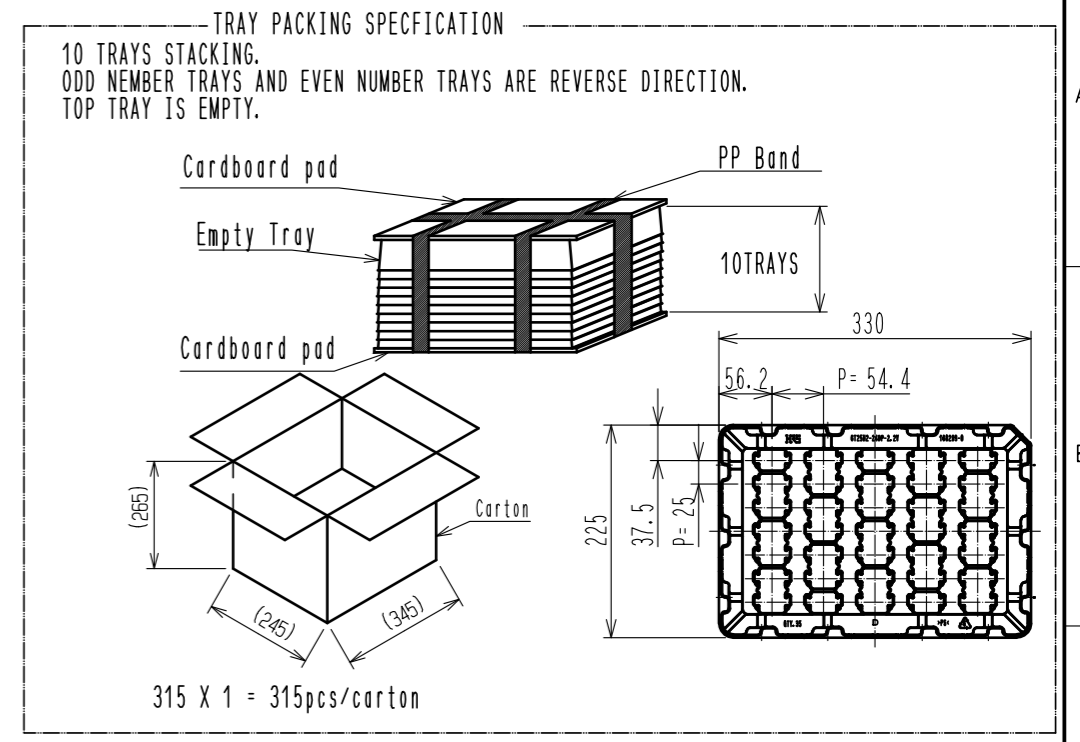


Dec.1.2021 Copyright 2021 HIROSE ELECTRIC CO., LTD. All Rights Reserved.
In case of consideration for using Automotive equipment / device which demand high reliability, kindly contact our sales window correspondents.

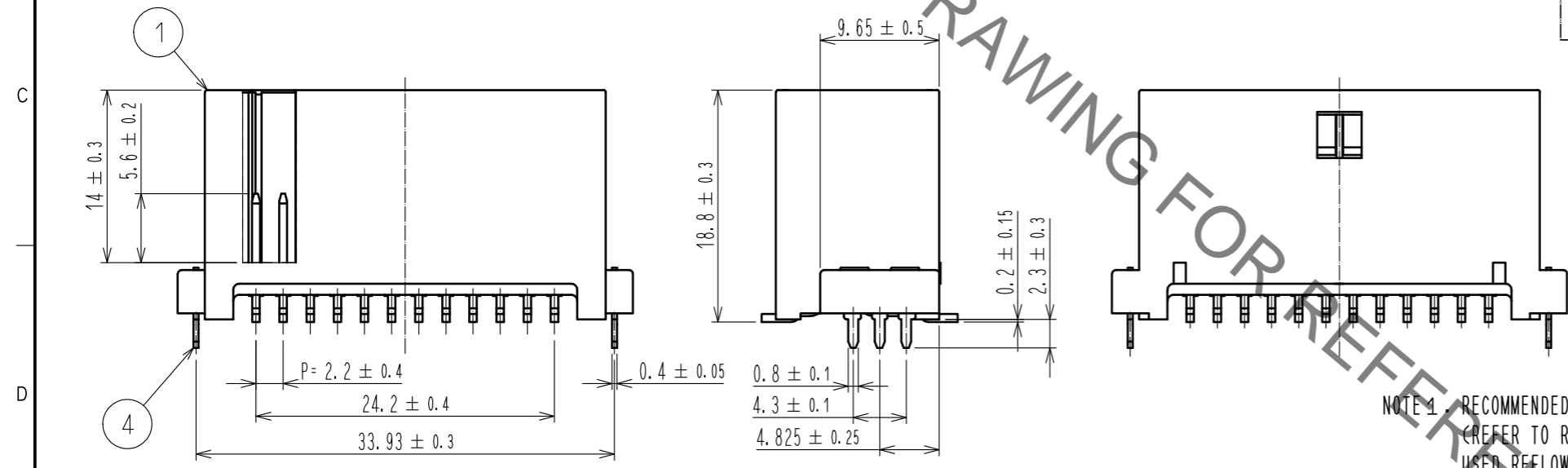
ELV, RoHS COMPLIANT



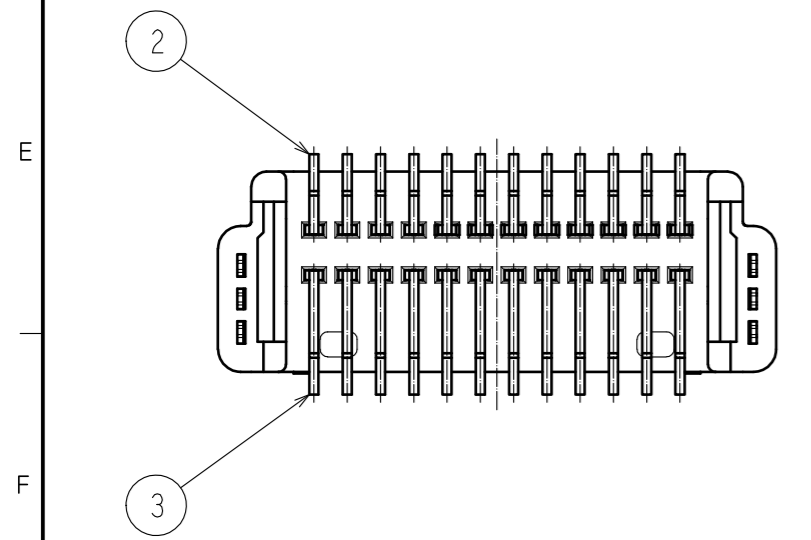
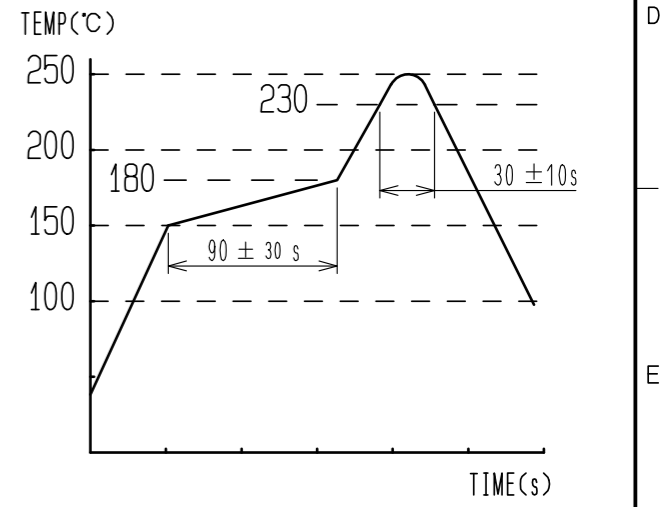
Additional of [TRAY PACKING SPECIFICATION]



RECOMMENDED PCB PATTERN



- NOTE 1. RECOMMENDED TEMPERATURE PROFILE FOR REFLOW (REFER TO RIGHT FIG.) USED REFLOW SYSTEM
- : IR IN THE AIR OR NITROGEN
 - NO. OF CYCLES : 2 MAX
 - PEAK : 250°C
 - OVER 230°C : 20~40s
 - PREHEAT : 150~180°C
 - 60~120s
 - 2. TEMPERATURE FOR SOLDERING IRON : 280~300°C WITHIN 2s
 - 3. CO-PLANARITY SHALL BE 0.1mm MAX.
 - 4. RECOMMENDED PCB THICKNESS IS 1.6mm.
 - 5. RECOMMENDED SOLDER THICKNESS IS 0.15mm.



2	BRASS	TIN PLATED T=0.64	4	BRASS	TIN PLATED T=0.4
1	PPS	BLACK	3	BRASS	TIN PLATED T=0.64
NO.	MATERIAL	FINISH . REMARKS	NO.	MATERIAL	FINISH . REMARKS
UNITS	mm	SCALE	2 : 1	COUNT	1
		DESCRIPTION OF REVISIONS		DESIGNED	DONGCHAN KIM
		DIS-T-00006321		CHECKED	HH. TSUKUMO
				DATE	20200703
APPROVED : AR. SHIRAI			20160914		
CHECKED : HS. OZAWA			20160914		
DESIGNED : TK. SHISHIKURA			20160914		
DRAWN : TK. SHISHIKURA			20160914		
DRAWING NO.				EDC-360213-00-00	
PART NO.				GT25H2-24DP-2.2V	
CODE NO.				CL775-0083-8-00	