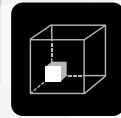


GT21 Series

Compact Coaxial Cable Connector for Automotive Antenna




Antenna



Space Saving



2.5 GHz

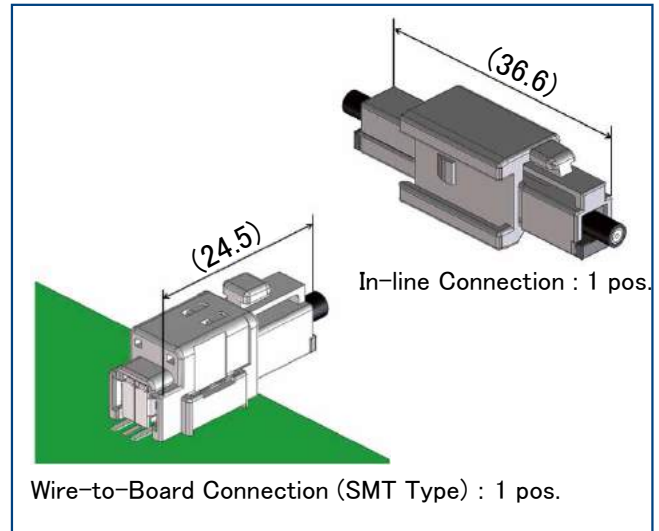


Jan.1..2025 Copyright 2025 HIROSE ELECTRIC CO., LTD. All Rights Reserved.



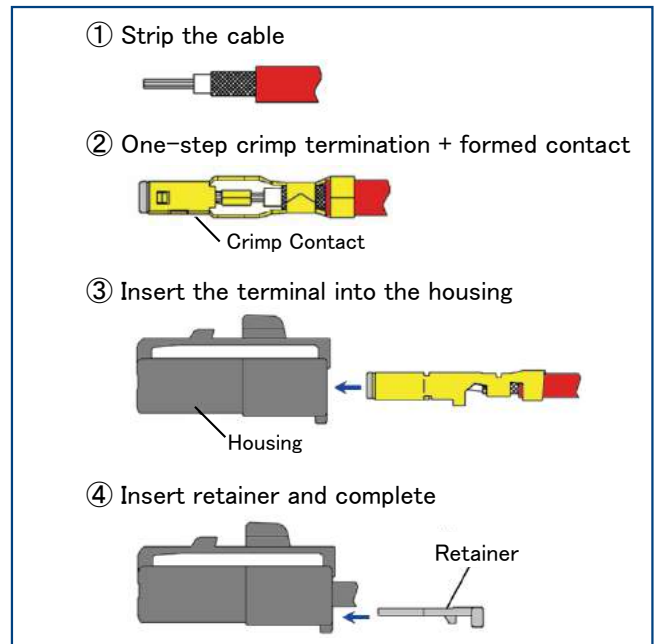
Features

1. Compact Space-Saving Design



2. One-Step Crimping for Both Internal & External Conductors

The cable assembly process avoids any contact with the internal conductor, ensuring consistent conductor positioning regardless of the operator's experience. This method not only contributes to stable cable assembly quality but also significantly shortens the harnessing time.



3. Superior High-Frequency Performance

V.S.W.R. is less than 1.5 at 0 to 2.5GHz.

4. Diverse Options Available

- Coaxial Line : 1 to 4 pos.
- Supports both wire-to-board and in-line connections.
- Hybrid power supply line type also offered.
- Design includes mating key to prevent incorrect insertion.
- Applicable Cables : 0.8D, 1.5C, 1.5D, etc.

Application

Terrestrial Digital TV, Radio, Automotive Sensors (Temperature, Pressure .., etc.), VICS, GPS, Bluetooth, TEL, Satellite Radio, etc.

Product Specifications

Rated Current	Signal : 1A Power : 3A	Operating Temperature (Note 1)	-40 to +105°C
Rated Voltage	250V DC		

Item	Specification	Conditions
Contact Resistance	30m Ω Max.	Measured at 1A DC
Insulation Resistance	100M Ω Min.	Measured at 500V DC
Withstanding Voltage	No insulation breakdown	500V AC for 1 min.
Mating Durability	Contact Resistance : 60m Ω Max.	30 times insertion and extraction

Note 1 : Includes temperature rise due to current flow.

Note 2 : After environmental and endurance tests, the contact resistance of the outer conductor is 120m Ω Max.

Materials / Finish

Product	Part	Material	Color / Finish
Receptacle	Insulator	PPS, PA	Light Gray, Brown, Green, Blue, Black
	Center Terminal	Copper Alloy	Tin Plating
	External Terminal	Copper Alloy	Tin Plating
	Retention Tab	Copper Alloy	Tin Plating
Plug	Housing	PBT	Light Gray, Brown, Green, Blue, Black
Jack (In-line Type)	Housing	PBT	Light Gray, Brown, Green, Blue, Black
Retainer		PBT	Dark Gray
Coaxial Terminal	Insulator	PPS, PBT	Black
	Center Terminal	Phosphor Bronze, Brass	Tin Plating
	Outer Cylinder Terminal	Brass	Tin Plating
Power Terminal		Copper Alloy, Brass	Tin Plating

Product Number Structure

Refer to the chart below when determining the product specifications from the product number.
Please select from the product numbers listed in this catalog when placing orders.

■ Connector

GT21 - 1 P - DS (A)

① ② ③ ④ ⑤

■ Coaxial Terminal

GT21 - 2428 / 1.6 - 2.9 SCF

① ⑥ ⑦ ⑧ ⑨

■ Power Terminal

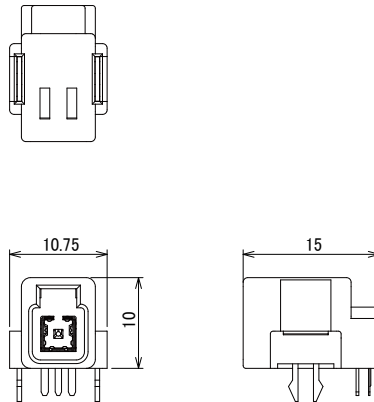
GT7 - 2022 SCF

① ⑥ ⑨

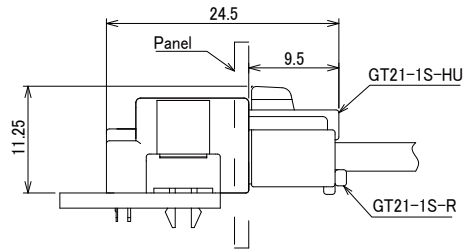
① Series Name	GT21 GT7	⑥ Applicable Cable : Core Wire Size	30 : 30 AWG 2428 : 24 to 28 AWG 2426 : 24 to 26 AWG 2022 : 20 to 22 AWG
② No. of Pos.	Coaxial : 1, 2, 3, 4 pos. 1/1 : Coaxial 1 pos. + Power 1 pos. 2/1 : Coaxial 2 pos. + Power 1 pos. 4D/1 : Coaxial 4 pos. (2 rows) + Power 1 pos.	⑦ Applicable Cable : Insulation Outer Diameter	0.7 : Approximately ϕ 0.7mm 1.1 : Approximately ϕ 1.1mm 1.6 : Approximately ϕ 1.6mm
③ Connector Type	P : Receptacle S : Plug PP : Jack (In-line Type)	⑧ Applicable Cable : Cable Jacket Outer Diameter	1.5 : Approximately ϕ 1.5mm 2.2 : Approximately ϕ 2.2mm 2.9 : Approximately ϕ 2.9mm
④ Part Type	DS : Right Angle THT H : Right Angle SMT HU : Housing R : Retainer	⑨ Contact Shape	SCF : Female Contact PCF : Male Contact
⑤ Mating Key	None : Standard, A, B, C		

Coaxial 1 pos.

Receptacle / THT Type

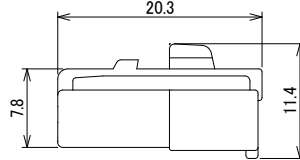
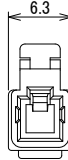
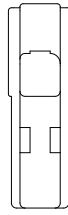


Mating Dimensions Diagram



Part No.	HRS No.	Color	Mating Key	Purchase Unit
GT21-1P-DS	CL0771-0007-4-00	Light Gray	Standard	120pcs per tray
GT21-1P-DS(A)	CL0771-0020-2-00	Brown	A Key	
GT21-1P-DS(B)	CL0771-0021-5-00	Green	B Key	
GT21-1P-DS(C)	CL0771-0022-8-00	Blue	C Key	

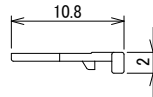
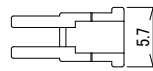
Plug



Part No.	HRS No.	Color	Mating Key	Purchase Unit
GT21-1S-HU	CL0771-0005-9-00	Light Gray	Standard	100pcs per bag
GT21-1S-HU(A)	CL0771-0031-9-00	Brown	A Key	
GT21-1S-HU(B)	CL0771-0032-1-00	Green	B Key	
GT21-1S-HU(C)	CL0771-0033-4-00	Blue	C Key	

Note 1 : Compatible coaxial terminal is GT21-30/1.1-2.2SCF, GT21-30/1.6-2.9SCF, GT21-30/1.6-2.9SCF(ID), GT21-2428/1.6-2.9SCF, GT21B-2426/1.6-2.9SCF.
 Note 2 : Use with the retainer (GT21-1S-R), sold separately.

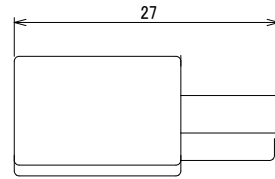
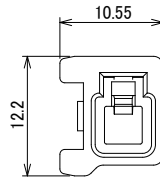
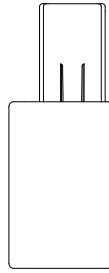
Retainer



Part No.	HRS No.	Color	Purchase Unit
GT21-1S-R	CL0771-0006-1-00	Dark Gray	100pcs per bag

Note : Attach to the plug (GT21-1S-HU(#)), sold separately.

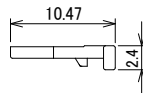
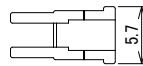
In-line Jack (Bracket N Type)



Part No.	HRS No.	Color	Mating Key	Purchase Unit
GT21N-1PP-HU	CL0771-0015-2-00	Light Gray	Standard	100pcs per bag
GT21N-1PP-HU(C)	CL0771-0050-0-00	Blue	C Key	

Note 1 : Compatible coaxial terminal is GT21-30/0.7-1.5PCF, GT21-30/1.6-2.9PCF, GT21-30/1.6-2.9PCF(ID), GT21-2428/1.6-2.9PCF, GT21B-2426/1.6-2.9PCF.
 Note 2 : Use with the retainer (GT21-1P-R), sold separately.

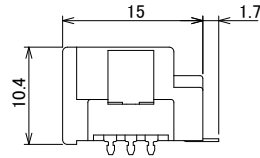
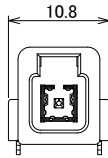
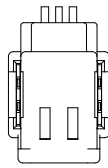
Retainer



Part No.	HRS No.	Color	Purchase Unit
GT21-1P-R	CL0771-0016-5-00	Dark Gray	100pcs per bag

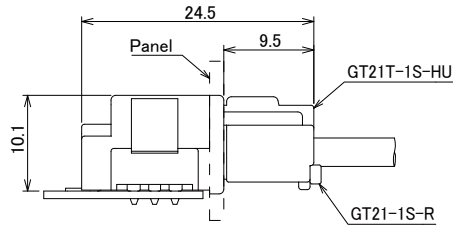
Note : Attach to the in-line jack (GT21N-1PP-HU(#)), sold separately.

Receptacle / SMT+THR (Through Hole Reflow) Type



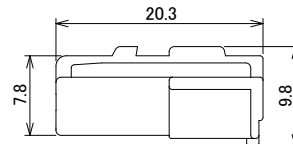
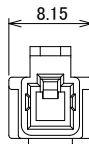
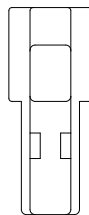
(Example of product appearance.)

Mating Dimensions Diagram



Part No.	HRS No.	Color	Mating Key	Purchase Unit
GT21T-1P-H(55)	CL0771-0014-0-55	Light Gray	Standard	400pcs per reel
GT21T-1P-H(C)(55)	CL0771-0067-6-55	Blue	C Key	

Plug



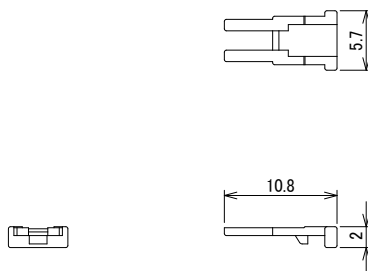
(Example of product appearance.)

Part No.	HRS No.	Color	Mating Key	Purchase Unit
GT21T-1S-HU	CL0771-0018-0-00	Light Gray	Standard	100pcs per bag
GT21-1S-HU(C)	CL0771-0033-4-00	Blue	C Key	

Note 1 : Compatible coaxial terminal is GT21-30/1.1-2.2SCF, GT21-30/1.6-2.9SCF, GT21-30/1.6-2.9SCF(ID), GT21-2428/1.6-2.9SCF, GT21B-2426/1.6-2.9SCF.

Note 2 : Use with the retainer (GT21-1S-R), sold separately.

Retainer

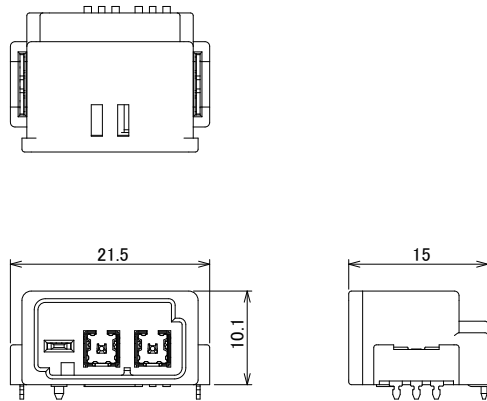


Part No.	HRS No.	Color	Purchase Unit
GT21-1S-R	CL0771-0006-1-00	Dark Gray	100pcs per bag

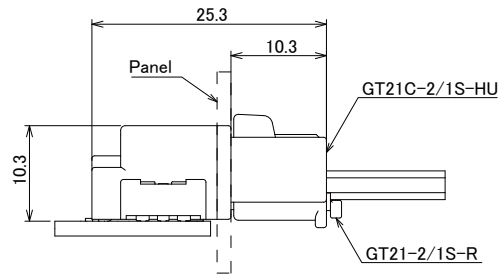
Note : Attach to the plug (GT21T-1S-HU, GT21-1S-HU(C)), sold separately.

Coaxial 2 pos. + Power 1 pos.

Receptacle / SMT+THR (Through Hole Reflow) Type

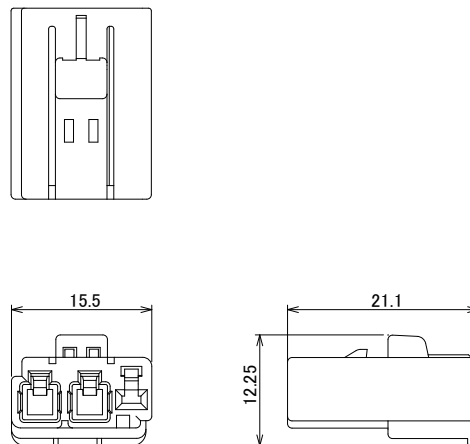


Mating Dimensions Diagram



Part No.	HRS No.	Color	Mating Key	Purchase Unit
GT21-2/1P-H	CL0771-0086-0-00	Black	Standard	250pcs per reel

Plug



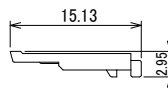
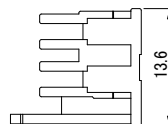
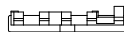
Part No.	HRS No.	Color	Mating Key	Purchase Unit
GT21C-2/1S-HU	CL0771-0100-0-00	Black	Standard	100pcs per bag

Note 1 : Compatible coaxial terminal is GT21-30/1.1-2.2SCF, GT21-30/1.6-2.9SCF, GT21-30/1.6-2.9SCF(ID), GT21-2428/1.6-2.9SCF, GT21B-2426/1.6-2.9SCF.

Note 2 : Compatible power terminal is GT7-2022SCF(70), GT7A-2022SCF(70).

Note 3 : Use with the retainer (GT21-2/1S-R), sold separately.

Retainer

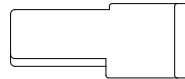
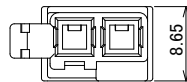
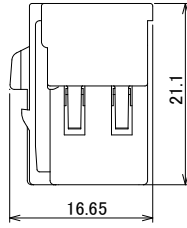


Part No.	HRS No.	Color	Purchase Unit
GT21-2/1S-R	CL0771-0059-8-00	Dark Gray	100pcs per bag

Note : Attach to the plug (GT21C-2/1S-HU), sold separately.

Coaxial 2 pos. [GT21A In-line Connection]

Plug



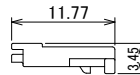
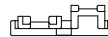
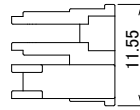
Part No.	HRS No.	Color	Mating Key	Purchase Unit
GT21A-2S-HU	CL0771-0044-0-00	Light Gray	Standard	100pcs per bag
GT21A-2S-HU(A)	CL0771-0048-1-00	Brown	A Key	
GT21A-2S-HU(B)	CL0771-0068-9-00	Green	B Key	

Note 1 : The maximum cable diameter is Signal No. 1 : ϕ 5.2 and Signal No.2 : ϕ 3.1.

Note 2 : Compatible coaxial terminal is GT21-30/1.1-2.2SCF, GT21-30/1.6-2.9SCF, GT21-30/1.6-2.9SCF(ID), GT21-2428/1.6-2.9SCF, GT21B-2426/1.6-2.9SCF.

Note 3 : Use with the retainer (GT21A-2S-R), sold separately.

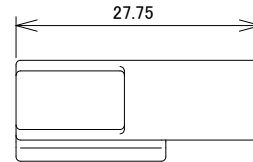
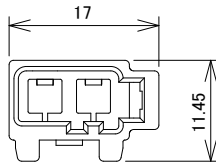
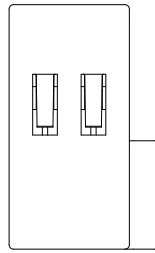
Retainer



Part No.	HRS No.	Color	Purchase Unit
GT21A-2S-R	CL0771-0046-6-00	Dark Gray	100pcs per bag

Note : Attach to the plug (GT21A-2S-HU(#)), sold separately.

In-line Jack (Bracket N Type)



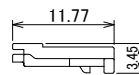
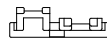
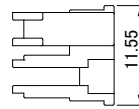
Part No.	HRS No.	Color	Mating Key	Purchase Unit
GT21AN-2PP-HU	CL0771-0045-3-00	Light Gray	Standard	100pcs per bag
GT21AN-2PP-HU(A)	CL0771-0049-4-00	Brown	A Key	
GT21AN-2PP-HU(B)	CL0771-0069-1-00	Green	B Key	

Note 1 : The maximum cable diameter is Signal No. 1 : ϕ 5.2 and Signal NO.2 : ϕ 3.1.

Note 2 : Compatible coaxial terminal is GT21-30/0.7-1.5PCF, GT21-30/1.6-2.9PCF, GT21-30/1.6-2.9PCF(ID), GT21-2428/1.6-2.9PCF, GT21B-2426/1.6-2.9PCF.

Note 3 : Use with the retainer (GT21A-2P-R), sold separately.

Retainer

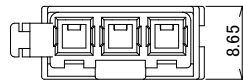
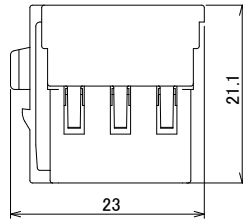


Part No.	HRS No.	Color	Purchase Unit
GT21A-2P-R	CL0771-0047-9-00	Dark Gray	100pcs per bag

Note : Attach to the in-line jack (GT21AN-2PP-HU(#)), sold separately.

Coaxial 3 pos. [GT21A In-line Connection]

Plug



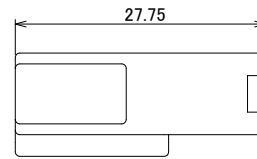
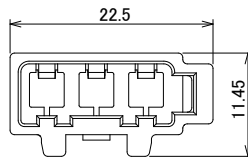
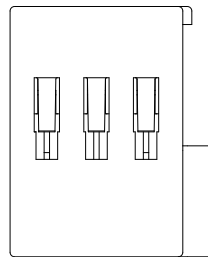
Part No.	HRS No.	Color	Mating Key	Purchase Unit
GT21A-3S-HU	CL0771-0036-2-00	Light Gray	Standard	100pcs per bag

Note 1 : The maximum cable diameter is Signal No. 1 : ϕ 5.2, Signal No. 2 : ϕ 3.1, and Signal No. 3 : ϕ 5.2.

Note 2 : Compatible coaxial terminal is GT21-30/1.1-2.2SCF, GT21-30/1.6-2.9SCF, GT21-30/1.6-2.9SCF(ID), GT21-2428/1.6-2.9SCF, GT21B-2426/1.6-2.9SCF.

Note 3 : Use with the retainer (GT21A-3P/S-R), sold separately.

In-line Jack (Bracket N Type)



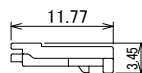
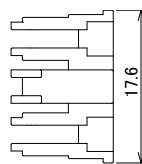
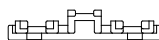
Part No.	HRS No.	Color	Mating Key	Purchase Unit
GT21AN-3PP-HU	CL0771-0037-5-00	Light Gray	Standard	100pcs per bag

Note 1 : The maximum cable diameter is Signal No. 1 : ϕ 5.2, Signal No. 2 : ϕ 3.1, and Signal No. 3 : ϕ 5.2.

Note 2 : Compatible coaxial terminal is GT21-30/0.7-1.5PCF, GT21-30/1.6-2.9PCF, GT21-30/1.6-2.9PCF(ID), GT21-2428/1.6-2.9PCF, GT21B-2426/1.6-2.9PCF.

Note 3 : Use with the retainer (GT21A-3P/S-R), sold separately.

Retainer

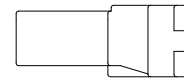
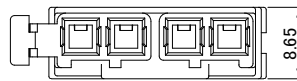
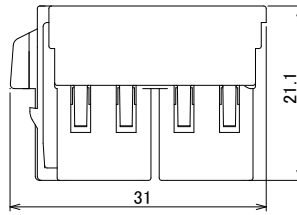


Part No.	HRS No.	Color	Purchase Unit
GT21A-3P/S-R	CL0771-0038-8-00	Dark Gray	100pcs per bag

Note : Attach to the plug (GT21A-3S-HU) and in-line jack (GT21AN-3PP-HU), sold separately.

Coaxial 4 pos. [GT21A In-line Connection]

Plug



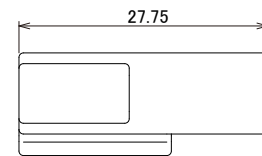
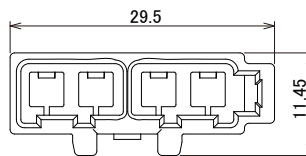
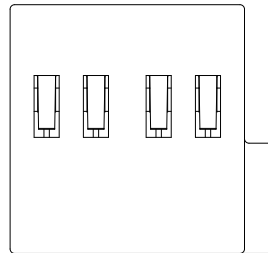
Part No.	HRS No.	Color	Mating Key	Purchase Unit
GT21A-4S-HU	CL0771-0063-5-00	Light Gray	Standard	100pcs per bag

Note 1 : The maximum cable diameter is Signal No.1 : ϕ 5.2, Signal No.2 : ϕ 3.1, Signal No.3 : ϕ 3.1, and Signal No 4 : ϕ 5.2.

Note 2 : Compliant coaxial terminal is GT21-30/1.1-2.2SCF, GT21-30/1.6-2.9SCF, GT21-30/1.6-2.9SCF(ID), GT21-2428/1.6-2.9SCF, GT21B-2426/1.6-2.9SCF.

Note 3 : Use with the retainer (GT21A-4P/S-R), sold separately.

In-line Jack (Bracket N Type)



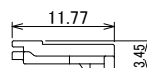
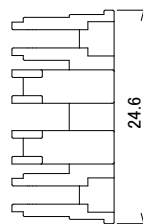
Part No.	HRS No.	Color	Mating Key	Purchase Unit
GT21AN-4PP-HU	CL0771-0064-8-00	Light Gray	Standard	100pcs per bag

Note 1 : The maximum cable diameter is Signal No.1 : ϕ 5.2, Signal No.2 : ϕ 3.1, Signal No.3 : ϕ 3.1, and Signal No 4 : ϕ 5.2.

Note 2 : Compliant coaxial terminal is GT21-30/0.7-1.5PCF, GT21-30/1.6-2.9PCF, GT21-30/1.6-2.9PCF(ID), GT21-2428/1.6-2.9PCF, GT21B-2426/1.6-2.9PCF.

Note 3 : Use with the retainer (GT21A-4P/S-R), sold separately.

Retainer

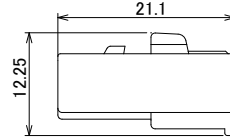
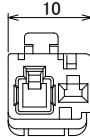
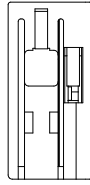


Part No.	HRS No.	Color	Purchase Unit
GT21A-4P/S-R	CL0771-0065-0-00	Dark Gray	100pcs per bag

Note : Attach to the plug (GT21A-4S-HU) and in-line jack (GT21AN-4PP-HU), sold separately.

Coaxial 1 pos. + Power 1 pos. [GT21C In-line Connection]

Plug



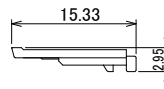
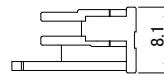
Part No.	HRS No.	Color	Mating Key	Purchase Unit
GT21C-1/1S-HU	CL0771-0106-0-00	Black	Standard	100pcs per bag
GT21C-1/1S-HU(A)	CL0771-0107-0-00	Brown	A Key	

Note 1 : Compatible coaxial terminal is GT21-30/1.1-2.2SCF, GT21-30/1.6-2.9SCF, GT21-30/1.6-2.9SCF(ID), GT21-2428/1.6-2.9SCF, GT21B-2426/1.6-2.9SCF.

Note 2 : Compatible power terminal is GT7-2022SCF(70), GT7A-2022SCF(70).

Note 3 : Use with the retainer (GT21-1/1S-R), sold separately.

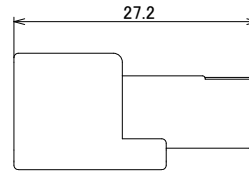
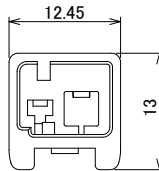
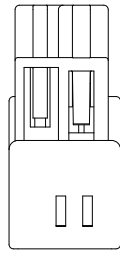
Retainer



Part No.	HRS No.	Color	Purchase Unit
GT21-1/1S-R	CL0771-0009-0-00	Dark Gray	100pcs per bag

Note : Attach to the plug (GT21C-1/1S-HU(#)), sold separately.

In-line Jack



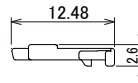
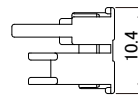
Part No.	HRS No.	Color	Mating Key	Purchase Unit
GT21CN-1/1PP-HU	CL0771-0108-0-00	Black	Standard	100pcs per bag
GT21CN-1/1PP-HU(A)	CL0771-0109-0-00	Brown	A Key	

Note 1 : Compatible coaxial terminal is GT21-30/0.7-1.5PCF, GT21-30/1.6-2.9PCF, GT21-30/1.6-2.9PCF(ID), GT21-2428/1.6-2.9PCF, GT21B-2426/1.6-2.9PCF.

Note 2 : Compatible power terminal is GT7-2022PCF(70), GT7A-2022PCF(70).

Note 3 : Use with the retainer (GT21-1/1P-R), sold separately.

Retainer

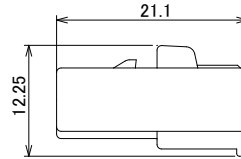
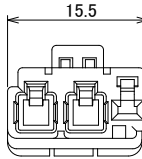
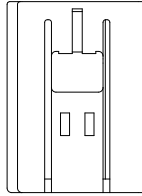


Part No.	HRS No.	Color	Purchase Unit
GT21-1/1P-R	CL0771-0076-7-00	Dark Gray	100pcs per bag

Note : Attach to the in-line jack (GT21CN-1/1PP-HU(#)), sold separately.

Coaxial 2 pos. + Power 1 pos. [GT21C In-line Connection]

Plug



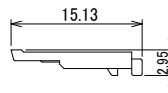
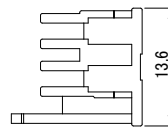
Part No.	HRS No.	Color	Mating Key	Purchase Unit
GT21C-2/1S-HU	CL0771-0100-0-00	Black	Standard	100pcs per bag
GT21C-2/1S-HU(A)	CL0771-0101-0-00	Brown	A Key	
GT21C-2/1S-HU(B)	CL0771-0102-0-00	Green	B Key	

Note 1 : Compatible coaxial terminal is GT21-30/1.1-2.2SCF, GT21-30/1.6-2.9SCF, GT21-30/1.6-2.9SCF(ID), GT21-2428/1.6-2.9SCF, GT21B-2426/1.6-2.9SCF.

Note 2 : Compatible power terminal is GT7-2022SCF(70), GT7A-2022SCF(70).

Note 3 : Use with the retainer (GT21-2/1S-R), sold separately.

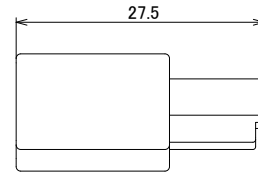
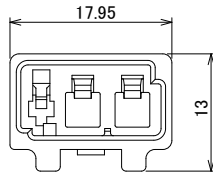
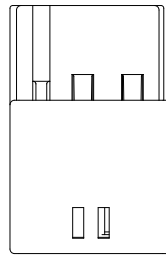
Retainer



Part No.	HRS No.	Color	Purchase Unit
GT21-2/1S-R	CL0771-0059-8-00	Dark Gray	100pcs per bag

Note : Attach to the plug (GT21C-2/1S-HU(#)), sold separately.

In-line Jack (Bracket N Type)



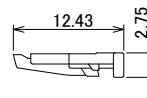
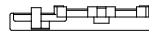
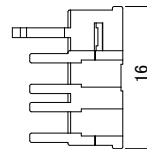
Part No.	HRS No.	Color	Mating Key	Purchase Unit
GT21CN-2/1PP-HU	CL0771-0103-0-00	Black	Standard	100pcs per bag
GT21CN-2/1PP-HU(A)	CL0771-0104-0-00	Brown	A Key	
GT21CN-2/1PP-HU(B)	CL0771-0105-0-00	Green	B Key	

Note 1 : Compatible coaxial terminal is GT21-30/0.7-1.5PCF, GT21-30/1.6-2.9PCF, GT21-30/1.6-2.9PCF(ID), GT21-2428/1.6-2.9PCF, GT21B-2426/1.6-2.9PCF.

Note 2 : Compatible power terminal is GT7-2022PCF(70), GT7A-2022PCF(70).

Note 3 : Use with the retainer (GT21C-2/1P-R), sold separately.

Retainer

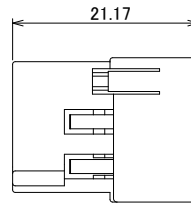
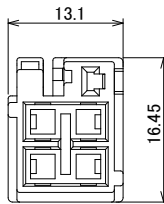
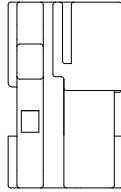


Part No.	HRS No.	Color	Purchase Unit
GT21C-2/1P-R	CL0771-0110-0-00	Dark Gray	100pcs per bag

Note : Attach to the in-line jack (GT21CN-2/1PP-HU(#)), sold separately.

Coaxial 4 pos. + Power 1 pos. [GT21C In-line Connection]

Plug



Part No.	HRS No.	Color	Mating Key	Purchase Unit
GT21C-4D/1S-HU	CL0771-0094-0-00	Black	Standard	100pcs per bag
GT21C-4D/1S-HU(A)	CL0771-0095-0-00	Brown	A Key	
GT21C-4D/1S-HU(B)	CL0771-0096-0-00	Green	B Key	

Note 1 : Compatible coaxial terminal is GT21-30/1.1-2.2SCF, GT21-30/1.6-2.9SCF, GT21-30/1.6-2.9SCF(ID), GT21-2428/1.6-2.9SCF, GT21B-2426/1.6-2.9SCF.

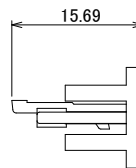
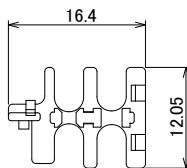
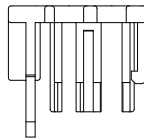
Note 2 : Compatible power terminal is GT7-2022SCF(70), GT7A-2022SCF(70).

Note 3 : Use with the retainer (GT21C-4D/1S-R), sold separately.

Note 4 : When assembling, be sure to check the following instruction manual.

ETAD-T0472-00, ETAD-T0685-00, ETAD-T0735-00

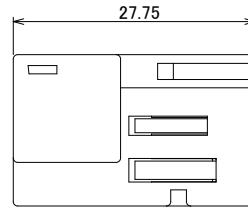
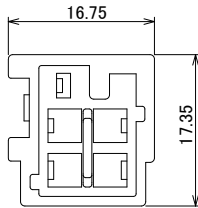
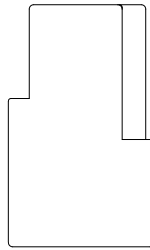
Retainer



Part No.	HRS No.	Color	Purchase Unit
GT21C-4D/1S-R	CL0771-0099-0-00	Dark Gray	100pcs per bag

Note : Attach to the plug (GT21C-4D/1S-HU(#)), sold separately.

In-line Jack



Part No.	HRS No.	Color	Mating Key	Purchase Unit
GT21CN-4D/1PP-HU	CL0771-0090-0-00	Black	Standard	100pcs per bag
GT21CN-4D/1PP-HU(A)	CL0771-0091-0-00	Brown	A Key	
GT21CN-4D/1PP-HU(B)	CL0771-0092-0-00	Green	B Key	

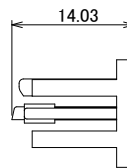
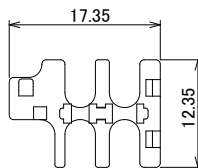
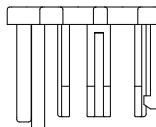
Note 1 : Compatible coaxial terminal is GT21-30/0.7-1.5PCF, GT21-30/1.6-2.9PCF, GT21-30/1.6-2.9PCF(ID), GT21-2428/1.6-2.9PCF, GT21B-2426/1.6-2.9PCF.

Note 2 : Compatible power terminal is GT7-2022PCF(70), GT7A-2022PCF(70).

Note 3 : Use with the retainer (GT21C-4D/1P-R), sold separately.

Note 4 : When assembling, be sure to check the following instruction manual.
ETAD-T0472-00, ETAD-T0685-00, ETAD-T0735-00

Retainer

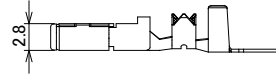
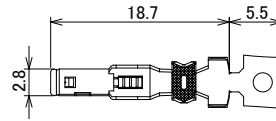


Part No.	HRS No.	Color	Purchase Unit
GT21C-4D/1P-R	CL0771-0098-0-00	Dark Gray	100pcs per bag

Note : Attach to the in-line jack (GT21CN-4D/1PP-HU(#)), sold separately.

Coaxial Terminal

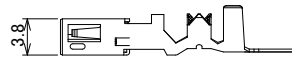
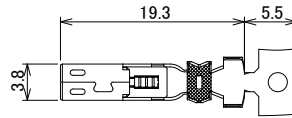
Female Terminal



(Example of product appearance.)

Part No.	HRS No.	Wire Size	Insulation Outer Diameter	Jacket Outer Diameter	Purchase Unit
GT21-30/1.1-2.2SCF	CL0771-0040-0-00	30 AWG Solid Wire	ϕ 1.0 to 1.4	ϕ 2.0 to 2.4	3,000pcs per reel
GT21-30/1.6-2.9SCF	CL0771-0012-4-00	30 AWG Stranded Wire	ϕ 1.5 to 2.0	ϕ 2.6 to 3.4	5,500pcs per reel
GT21-30/1.6-2.9SCF(ID)	CL0771-0057-2-00	30 AWG Solid Wire			
GT21-2428/1.6-2.9SCF	CL0771-0004-6-00	24 to 28 AWG			
GT21B-2426/1.6-2.9SCF	CL0771-0087-0-00	24 to 26 AWG			2,000pcs per reel

Male Terminal

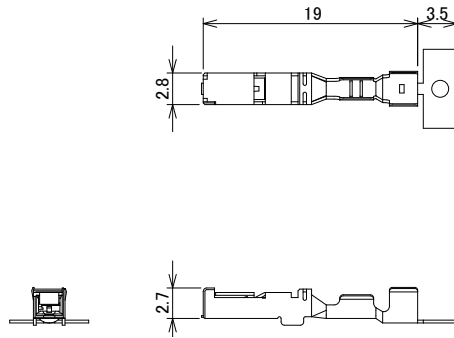



(Example of product appearance.)

Part No.	HRS No.	Wire Size	Insulation Outer Diameter	Jacket Outer Diameter	Purchase Unit
GT21-30/0.7-1.5PCF	CL0771-0056-0-00	30 AWG Stranded Wire	ϕ 0.6 to 0.9	ϕ 1.4 to 1.8	5,000pcs per reel
GT21-30/1.6-2.9PCF	CL0771-0051-6-00		ϕ 1.5 to 2.0	ϕ 2.6 to 3.4	
GT21-30/1.6-2.9PCF(ID)	CL0771-0066-3-00	30 AWG Solid Wire			
GT21-2428/1.6-2.9PCF	CL0771-0013-7-00	24 to 28 AWG			2,000pcs per reel
GT21B-2426/1.6-2.9PCF	CL0771-0088-0-00	24 to 26 AWG			

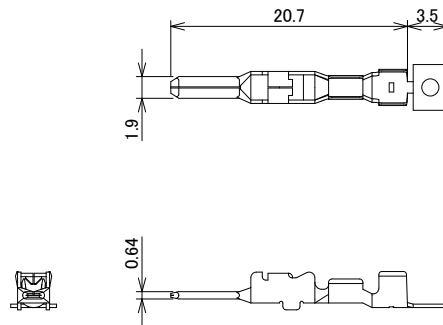
Power Terminal

Female Terminal



Part No.	HRS No.	Wire Size	Jacket Outer Diameter	Purchase Unit
GT7-2022SCF(70)	CL0757-0001-1-70	20 to 22 AWG	φ 1.4 to 2.4	5,000pcs per reel
GT7A-2022SCF(70)	CL0757-0003-7-70		φ 2.6 to 3.1	3,000pcs per reel

Male Terminal



Part No.	HRS No.	Wire Size	Jacket Outer Diameter	Purchase Unit
GT7-2022PCF(70)	CL0757-0002-4-70	20 to 22 AWG	φ 1.4 to 2.4	5,000pcs per reel
GT7A-2022PCF(70)	CL0757-0004-0-70		φ 2.6 to 3.1	3,000pcs per reel

Applicable Crimping Tool

Item	Part No.	HRS No.	Applicable Coaxial Terminal
Automatic Crimp Machine	CM-105C	CL0901-0001-0-00	-
Applicator	AP-GT21-30/1122SI	CL0901-5236-0-00	GT21-30/1.1-2.2SCF
	AP-GT21-30/1629S	CL0901-5203-5-00	GT21-30/1.6-2.9SCF
	AP-GT21-30/1629S-2	CL0901-5217-0-00	
	AP-GT21-30/1629SI	CL0901-5201-0-00	GT21-30/1.6-2.9SCF(ID)
	AP-GT21-2428/1629S	CL0901-5191-8-00	GT21-2428/1.6-2.9SCF
	AP-GT21-2428/1629S-2	CL0901-5215-4-00	
	AP-GT21B-2426/1629S	CL0901-5247-0-00	GT21B-2426/1.6-2.9SCF
	AP-GT21-30/0715P	CL0901-5207-6-00	GT21-30/0.7-1.5PCF
	AP-GT21-30/1629P	CL0901-5208-9-00	GT21-30/1.6-2.9PCF
	AP-GT21-30/1629P-2	CL0901-5218-2-00	
	AP-GT21-30/1629PI	CL0901-5219-5-00	GT21-30/1.6-2.9PCF(ID)
	AP-GT21-2428/1629P	CL0901-5209-1-00	GT21-2428/1.6-2.9PCF
	AP-GT21-2428/1629P-2	CL0901-5216-7-00	
	AP-GT21B-2426/1629P	CL0901-5248-0-00	GT21B-2426/1.6-2.9PCF

Item	Part No.	HRS No.	Applicable Power Terminal
Automatic Crimp Machine	CM-105C	CL0901-0001-0-00	-
Applicator	AP105-GT7-2022	CL0901-5004-9-00	GT7-2022SCF(70) GT7-2022PCF(70)
	AP105-GT7A-2022	CL0901-5039-3-00	GT7A-2022SCF(70) GT7A-2022PCF(70)

Note 1 : Crimping should be carried out based on the "Crimping Quality Standards" and "Crimping Conditions Table."
 Note 2 : Problems caused by tools other than those specified are not covered by the warranty.

Usage Precautions

Recommended Temperature Profile	<p>Temperature(°C)</p> <p>Time(sec.)</p> <p>Room Temperature</p> <p>120 to 180sec.</p> <p>60 to 120sec.</p> <p>30 to 60sec.</p> <p>60sec. Max.</p>	<p>【Conditions】</p> <ol style="list-style-type: none"> 1. Peak Temperature 250°C Peak 2. Heating Part 230°C Min. 30 to 60sec. Max. 3. Preheating Section 130 to 180°C, 60 to 120sec. 4. Number of Times 2 times Max.
Cautions	<ol style="list-style-type: none"> 1. Forcing the connector out might cause damage. If challenging to remove, gently press down once and then release the lock. 2. Always disconnect the power before reseating the connector. 3. Avoid touching the terminal area when the power is active, as it's hazardous. 4. For harnessing guidelines, please consult a Hirose representative. 	

While Taking into Consideration

Specifications mentioned in this catalog are reference values.

When considering to order or use this product, please review the Drawing and Product Specifications sheets.

Use an appropriate cable when using the connector in combination with cables.

If considering usage of a non-specified cable, please contact your sales representative.

If assembly process is done by jigs & tools which are not identified by Hirose, the warranty of the product may be affected.

If considering usage for below mentioned applications, please contact your sales representative.

In cases where the application will demand a high level of reliability, such as automotive, medical instruments, public infrastructure, aerospace/defense etc. Hirose must review before assurance of reliability can be given.