



Plug-In



Waterproof



Floating

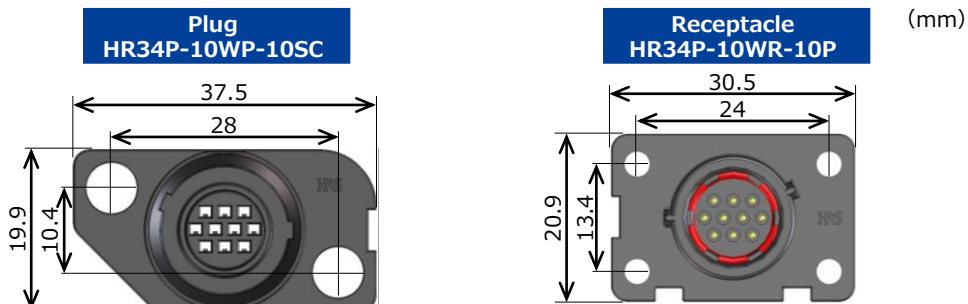


Features

- 1 **Blind mate connection for efficient assembly**
- 2 **Floating design allows easy mating**
Floating Amount: $\pm 0.5\text{mm}$ in X and Y directions
- 3 **IPX7/IPX8* waterproof (when mated)**
***Only mated portion and receptacle integration with the compatible connector**
- 4 **Keyed housing prevents incorrect mating**

* IPX8: Left in water at a depth of 2m for 14 days.

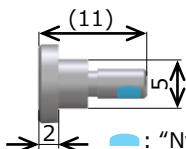
Space-saving



Crimp Contact for Plug
(Sold Separately)
HR34B-SC1-211



Screw for Plug
(Sold Separately)
HR34P-10WP-SCREW



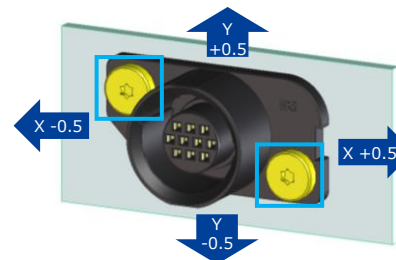
Nylok

The screws are pre-coated with anti-loosening agent 'Nylok'. This reduces assembly time and contributes to reducing the incidence of malfunctions due to variations in the application process.

: "Nylok" anti-loosening coating applied as standard.

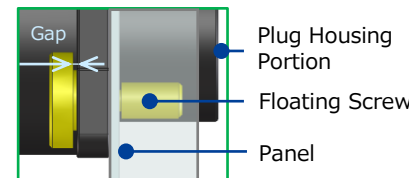
Floating Design

Floating screws enable floating mating of $\pm 0.5\text{mm}$ in X and Y directions.



Side View

The gap between the panel and the screw enables connector floating in X and Y directions.



Specifications

Rated Current	3A
Rated Voltage	200V AC, 250V DC
Operating Temperature	-40 to +105°C*
Contact Resistance	20mΩ Max. (1A DC)
Withstanding Voltage	900V AC for 1 min.
Insulation Resistance	1000MΩ Min. (500V DC)
Mating Durability	30 times

* Includes the temperature rise by current flow

- Applicable Cables : 20-25 AWG
- RoHS Compliant

Functional Diagram



Product Variations

Part No. HRS No.	Connector Type	Specification
HR34P-10WP-10SC CL0134-0078-0-00	Plug	10pos.
HR34P-10WR-10P CL0134-0079-0-00	Receptacle	10pos., Solder Pot Inner Dia.: ø1
HR34P-10WP-SCREW CL0134-0080-0-00	Floating Screw	±0.5mm in X and Y Directions
HR34B-SC1-211 CL0134-0050-4-00	Female Contact	Wire Size: 20 to 25 AWG Gold Plating, Reel
HR34B-SC1-111 CL0134-0051-7-00	Female Contact	Wire Size: 20 to 25 AWG Gold Plating, Pieces

Material and Finish

COMPONENT		MATERIAL	FINISH, REMARKS
Receptacle	Insulator	Polyamide Resin	Black
	Male Contact	Copper Alloy	(Contact Area) Gold Plated (Terminal Area) Gold Plated (Under Plating) Nickel
	O-ring	Silicone Rubber	Red
Plug	Insulator	Polyamide Resin	Black
Female Contact		Phosphor Bronze	(Contact Area) Gold Plated (Terminal Area) Nickel Plated (Under Plating) Nickel
Floating Screw		Stainless Steel	Silver (Nylok: Blue)

Applicable Tool (Hand Tool and Applicator)

Part No. HRS No.	Type	Applicable Cable
CM-105C CL0901-0001-0-00	Automatic Crimping Machine Body	-
AP105-HR34B-1 CL0901-2051-2-00	Automatic Applicator	20-25 AWG
HT304/HR34B-1 CL0150-0107-9-00	Manual Crimping Tool	UL20276 20 AWG, 23 AWG, 25 AWG
RP6-SC-TP CL0150-0039-0-00	Contact Extraction Tool	-