

Feb.1.2025 Copyright 2025 HIROSE ELECTRIC CO., LTD. All Rights Reserved.  
In case of consideration for using Automotive equipment / device which demand high reliability, kindly contact our sales window correspondents.

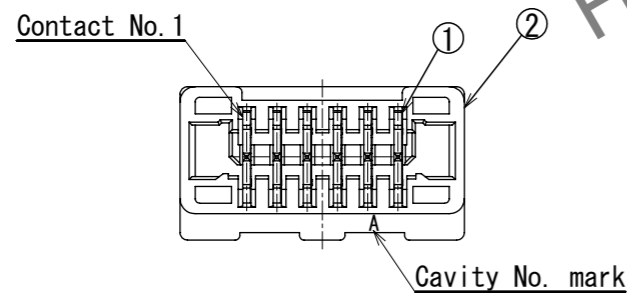
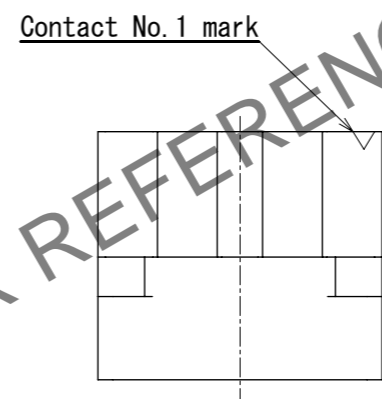
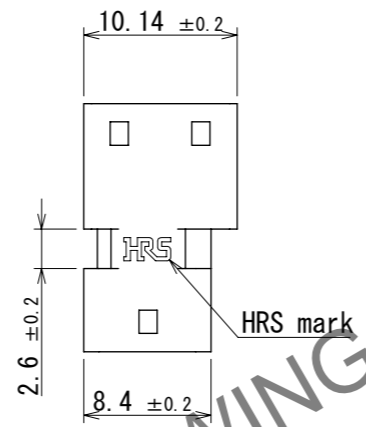
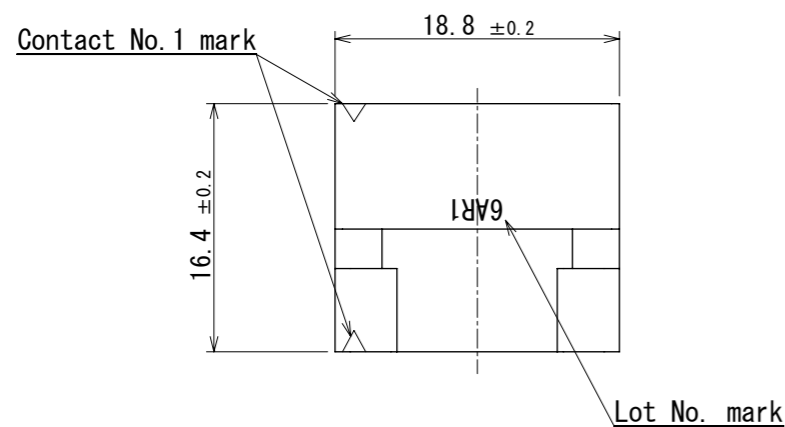
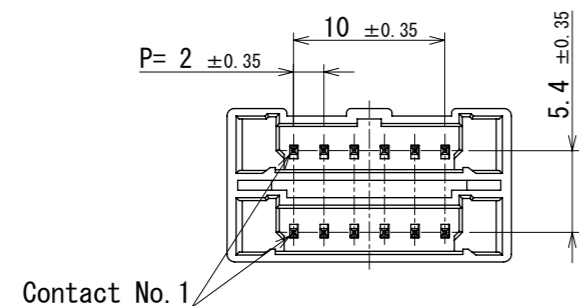
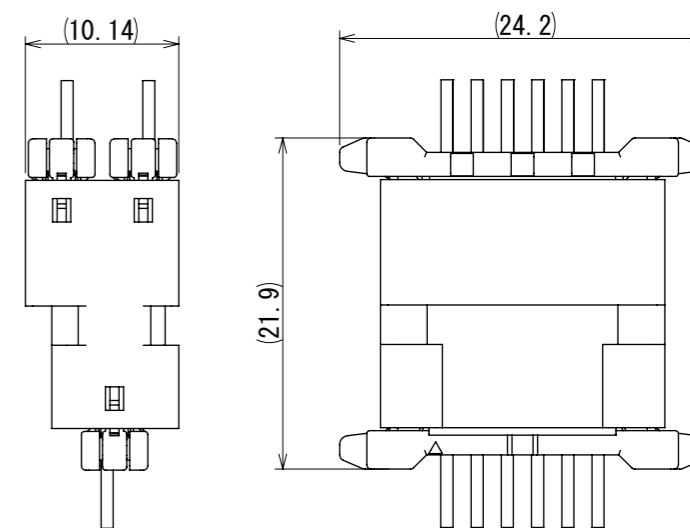


Diagram of mating state



HRS DRAWING FOR REFERENCE

- Note 1. 100 pieces per pack.  
 2. Refer to the technical specification (ETAP-H1160-00) for packing condition.  
 3. Minor scratches may be present, but do not affect functionality.  
 4. ( ) are reference dimensions.  
 5. Please make sure that it works properly within your application when you use it.  
 6. Refer to the insertion/extraction procedure manual (ETAD-H0847-00) when handling this product.  
 7. UL (File No. E52653) 、  
 C-UL (File No. E52653) authorization article.



1	Brass	Surface : Gold plating 0.2μm MIN Base : Nickel plating 0.5μm to 1.5μm	2	PBT	UL94V-0, BLACK		
NO.	MATERIAL	FINISH , REMARKS	NO.	MATERIAL	FINISH , REMARKS		
UNITS mm		SCALE 2:1	COUNT	DESCRIPTION OF REVISIONS	DESIGNED	CHECKED	DATE
HIROSE ELECTRIC CO., LTD.		APPROVED : SJ. OKAMURA	2023. 05. 26	DRAWING NO. EDC-401458-00-00			
		CHECKED : TT. OHSAKO	2023. 05. 26	PART NO. DF51B-6EP-2A			
		DESIGNED : SN. MIWA	2023. 05. 25	CODE NO. CL0543-5136-0-00			
		DRAWN : SN. MIWA	2023. 05. 25	1/1			