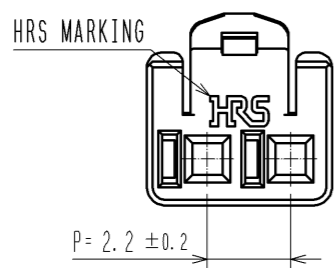
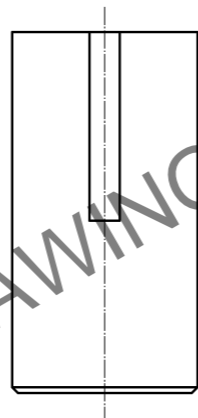
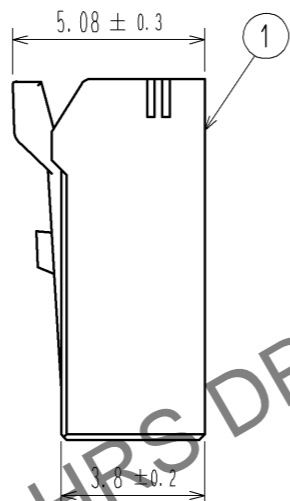
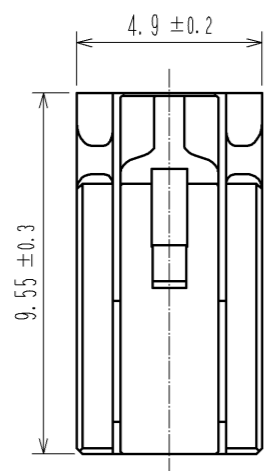
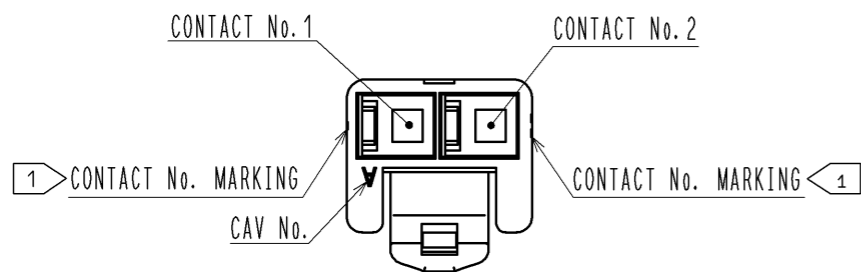
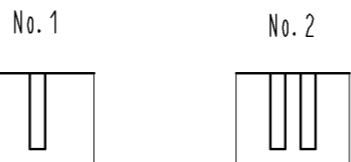
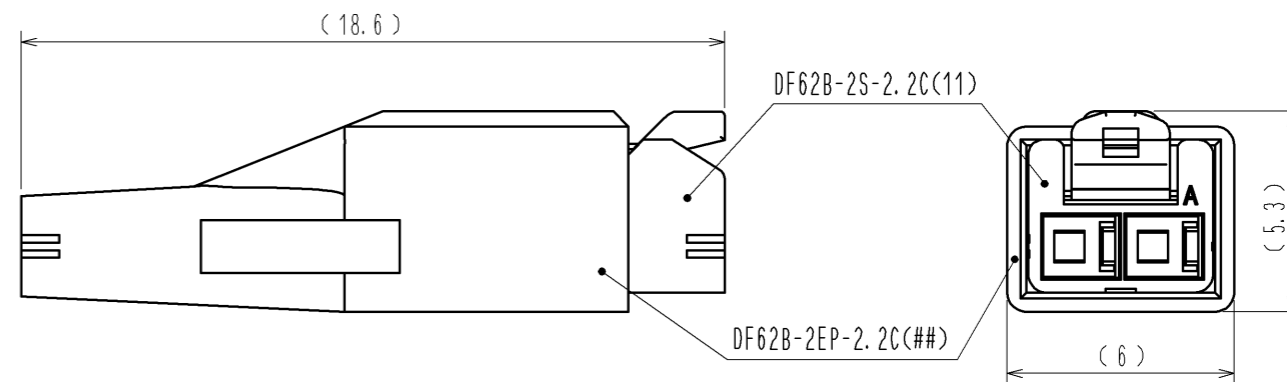


Apr.1.2025 Copyright 2025 HIROSE ELECTRIC CO., LTD. All Rights Reserved.
In case of consideration for using Automotive equipment / device which demand high reliability, kindly contact our sales window correspondents.

1 FIGURE-1 CONTACT No. MARKING (10:1)



MATING FIGURE



- NOTE. 1 MARKINGS AT THE INDICATED POSITIONS ARE CONTACT NO. MARKING. AND SHAPES ARE SHOWN IN FIGURE-1.
2. PER PACK : 100 PIECES.
3. THE DIMENSIONS IN PARENTHESIS ARE FOR REFERENCE.

NO.	MATERIAL	FINISH . REMARKS	NO.	MATERIAL	FINISH . REMARKS
			1	PBT	UL94V-0 (BLACK)
UNITS	mm	SCALE	5 : 1	COUNT	DESCRIPTION OF REVISIONS
		APPROVED	: KI. AKIYAMA	13. 09. 11	DRAWING NO.
		CHECED	: OM. MIYAMOTO	13. 09. 11	PART NO.
		DESIGNED	: TH. YOSHIZAWA	13. 09. 11	CODE NO.
		DRAWN	: MI. SAKIMURA	13. 09. 09	CL544-0551-0-11
					EDC3-351955-01
					DF62B-2S-2.2C(11)
					1/1