May.1.2024 Copyright 2024 HIROSE ELECTRIC CO., LTD. All Rights Reserved.
In case of consideration for using Automotive equipment / device which demand high reliability, kindly contact our sales window correspondents.

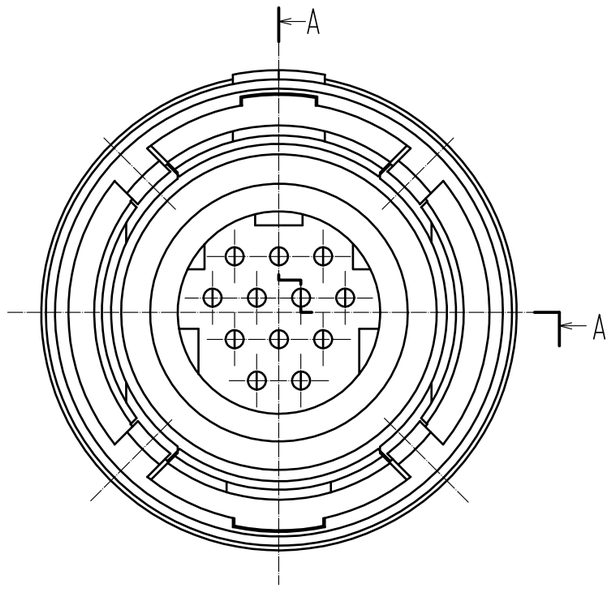

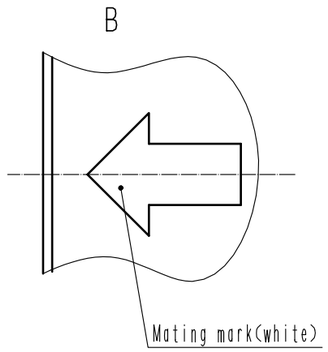

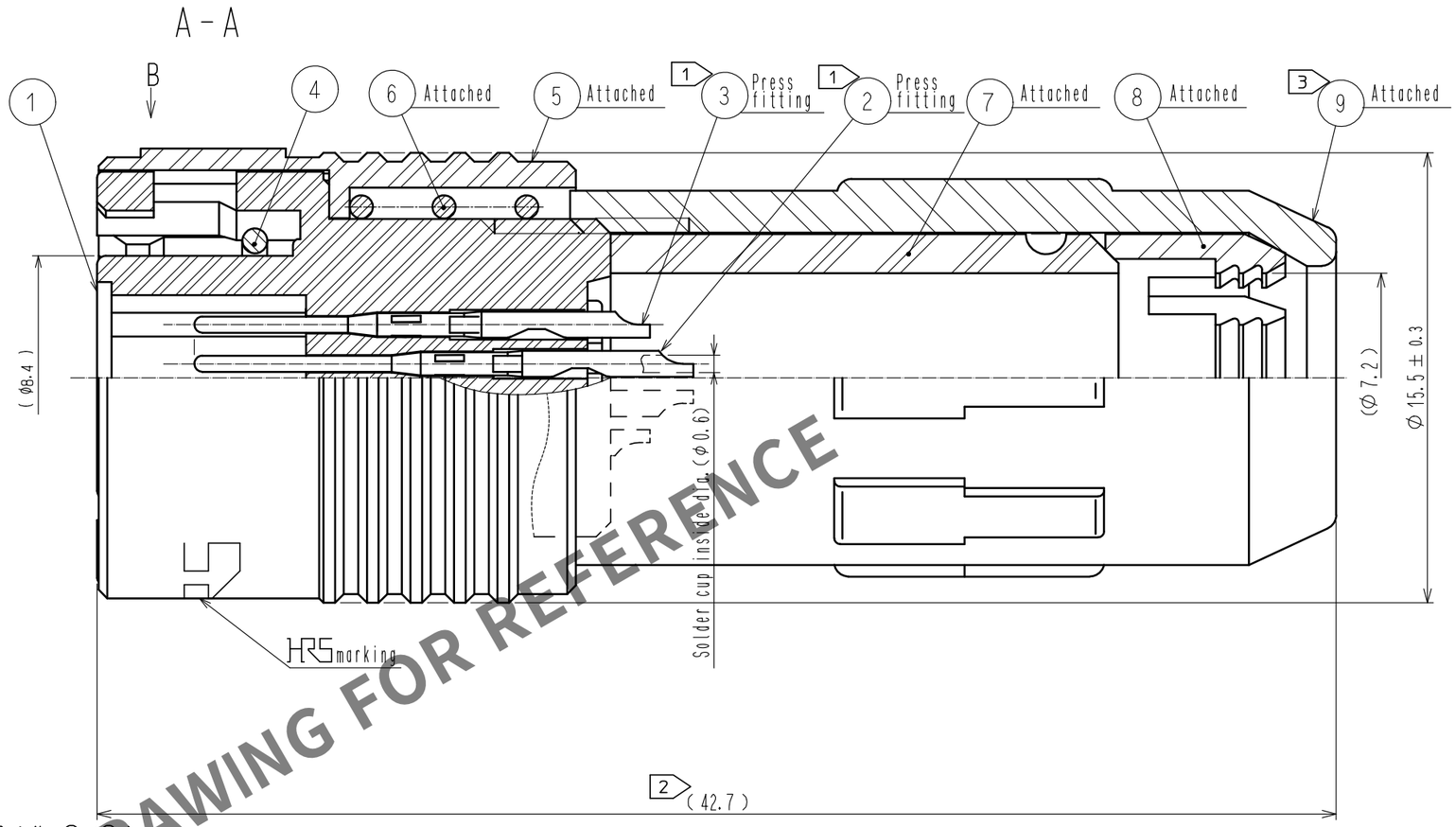

Notes 1 Plating(Ref. No. ②, ③)
Contact area : gold plating 0.2μm min.
Lead area : gold plating flash.
Under plating : nickel plating 2μm min.
△2 2 Total length becomes 39.8±1 when Ref. No. ⑨ is screwed into Ref. No. ① completery.
△3 3 Recommended tightening torque of Ref. No. ⑨ : 0.45 to 0.5 N・m.
To prevent loosening, apply LOCTITE 263 and LOCK PRIMER 7649 manufactured by
HENKEL JAPAN Co., Ltd. according to the Loctite Coating Procedure Manual (ETAD-C0151-00).
Applicable jigs
Solder termination fixture : HR30-8P-12PC-T01(CL150-0227-0)
Tightening collar for back shell(Ref. No. ⑨) : HR30-8P-T02(CL150-0224-2)
△3 △1 4 The cable pull and twisting strength, waterproof tightness and other characteristics may differ,
depending on the cable structure, please confirm before the use.
△3 5 The assembly this product applies to the manual ETAD-C0509-00.

△3 2 Life size(1:1)

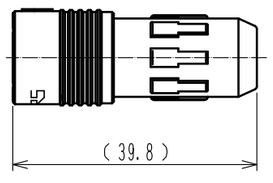

NO.	MATERIAL	FINISH , REMARKS	NO.	MATERIAL	FINISH , REMARKS
5	Polybutylene terephthlate	(Black) UL94V-0			
4	Silicone rubber	(Red)	9	Polyphenylen sulfide	(Black) UL94V-0
3	Copper alloy	1	8	Polyacetal	(Natural:Milky white) △3
2	Copper alloy	1	7	Chloroprene rubber	(Black)
1	Polyphenylen sulfide	(Black) UL94V-0	6	Stainless steel	

UNITS	SCALE		COUNT	DESCRIPTION OF REVISIONS	DESIGNED	CHECKED	DATE
mm	5 : 1	△3	5	DIS-C-00015200	HY. KISHI	HY. KOBAYASHI	20230426

HIROSE ELECTRIC CO., LTD.

APPROVED	: MO. SATOH	20060512	DRAWING NO.	EDC3-113522-71
CHECKED	: EJ. KUNII	20060511	PART NO.	HR30-8P-12P(71)
DESIGNED	: DS. MATSUNE	20060511	CODE NO.	CL0130-0026-4-71 △3 1/1
DRAWN	: DS. MATSUNE	20060511		

HRS DRAWING FOR REFERENCE