




Dec.1.2024 Copyright 2024 HIROSE ELECTRIC CO., LTD. All Rights Reserved.  
In case of consideration for using Automotive equipment / device which demand high reliability, kindly contact our sales window correspondents.

APPLICABLE STANDARD					
RATING	OPERATING TEMPERATURE RANGE	-35°C TO +85 °C(NOTE 1)	STORAGE TEMPERATURE RANGE	-10°C TO +60°C(NOTE 3)	
	OPERATING HUMIDITY RANGE	20 % TO 80 % (NOTE 2)	STORAGE HUMIDITY RANGE	40 % TO 70 %(NOTE 3)	
	VOLTAGE	150 V AC	APPLICABLE CONNECTOR	DF13-*S-1.25C	
	CURRENT	1 A	APPLICABLE CONTACT	DF13(G)-2630SCFA, DF13-3032SCFA	
SPECIFICATIONS					
ITEM	TEST METHOD	REQUIREMENTS	QT	AT	
<b>CONSTRUCTION</b>					
GENERAL EXAMINATION	VISUALLY AND BY MEASURING INSTRUMENT.	ACCORDING TO DRAWING.	X	X	
MARKING	CONFIRMED VISUALLY.		X	X	
<b>ELECTRIC CHARACTERISTICS</b>					
CONTACT RESISTANCE	100 m A (DC OR 1000 Hz).	30 mΩ MAX.	X	—	
INSULATION RESISTANCE	100 V DC.	500 MΩ MIN.	X	—	
VOLTAGE PROOF	500 V AC FOR 1 min.	NO FLASHOVER OR BREAKDOWN.	X	—	
<b>MECHANICAL CHARACTERISTICS</b>					
MECHANICAL OPERATION	50 TIMES INSERTIONS AND EXTRACTIONS.	① CONTACT RESISTANCE: 30 mΩ MAX. ② NO DAMAGE, CRACK OR LOOSENESS OF PARTS.	X	—	
VIBRATION	FREQUENCY 10 TO 55 Hz, SINGLE AMPLITUDE 0.75 mm, AT 2 h, FOR 3 DIRECTIONS.	① NO ELECTRICAL DISCONTINUITY OF 1μs. ② NO DAMAGE, CRACK OR LOOSENESS OF PARTS.	X	—	
SHOCK	490 m/s <sup>2</sup> DURATION OF PULSE 11 ms AT 3 TIMES FOR 3 DIRECTIONS.		X	—	
<b>ENVIRONMENTAL CHARACTERISTICS</b>					
RAPID CHANGE OF TEMPERATURE	TEMPERATURE -55→ 5 TO 35→+85→ 5 TO 35 °C TIME 30→ 10 TO 15→ 30→ 10 TO 15 min. UNDER 5 CYCLES.	① CONTACT RESISTANCE: 30mΩ MAX. ② INSULATION RESISTANCE: 500 MΩ MIN. ③ NO DAMAGE, CRACK OR LOOSENESS OF PARTS.	X	—	
DAMP HEAT (STEADY STATE)	EXPOSED AT 40 ± 2 °C, 90 TO 95 %, 96 h.		X	—	
RESISTANCE TO SOLDERING HEAT	1) REFLOW SOLDERING «REFLOW AREA» MAX250°C WITHIN 10 sec MIN 230°C WITHIN 60 sec «PREHEATING AREA» 170°C to 190°C 60 sec to 120 sec PUT THROUGH IN REFLOW FURNACE TWICE, LEAVE IN AMBIENT TEMPERATURE AND HUMIDITY FOR 1 HOUR. 2) MANUAL SOLDERING SOLDERING IRON TEMPERATURE :350°C, SOLDERING TIME : 3sec. NO STRENGTH ON CONTACT.	NO DEFORMATION OF CASE OF EXCESSIVE LOOSENESS OF THE TERMINALS.	X	—	
SOLDERABILITY	SOLDERED AT SOLDER TEMPERATURE, 245±5°C FOR INSERTION DURATION, 3sec.	SOLDER SHALL COVER A MINIMUM OF 95 % OF THE SURFACE BEING IMMERSSED.	X	—	
<b>REMARKS</b>					
NOTE1: INCLUDE THE TEMPERATURE RISING BY CURRENT.					
NOTE2: NO CONDENSING.					
NOTE3: APPLY TO THE CONDITION OF LONG TERM STORAGE FOR UNUSED PRODUCTS BEFORE MOUNTED ON PCB. AFTER MOUNTED ON PCB BOARD, OPERATING TEMPERATURE AND HUMIDITY RANGE IS APPLIED FOR INTERIM STORAGE DURING TRANSPORTATION.					
	COUNT	DESCRIPTION OF REVISIONS	DESIGNED	CHECKED	DATE
					
Unless otherwise specified, refer to IEC 60512.			APPROVED	HS.OKAWA	18.04.05
			CHECKED	TS.FUKUSHIMA	18.04.05
			DESIGNED	TS.KUMAZAWA	18.04.05
			DRAWN	MK.INOUE	18.04.05
Note QT:Qualification Test AT:Assurance Test X:Applicable Test		DRAWING NO.	ELC-083664-76-00		
	SPECIFICATION SHEET		PART NO.	DF13-*P-1.25V(76)	
	HIROSE ELECTRIC CO., LTD.		CODE NO.	CL536	 1/1