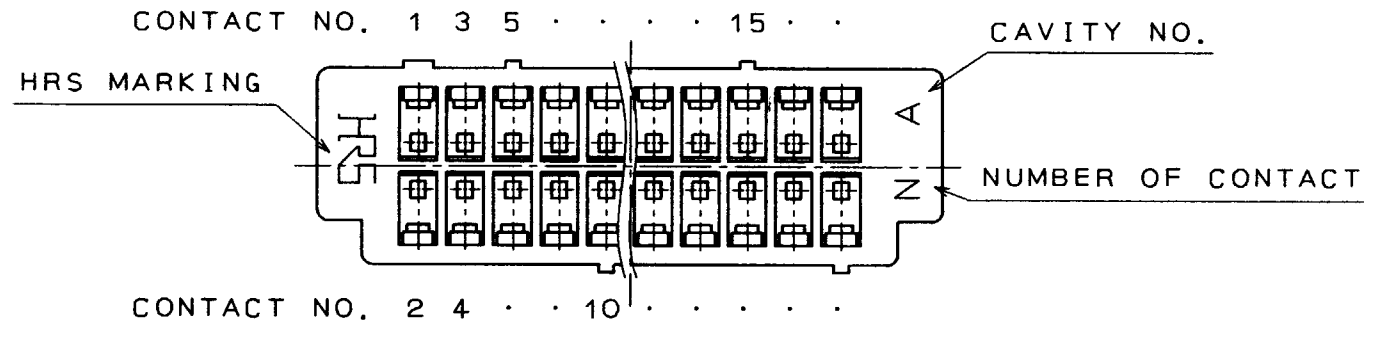
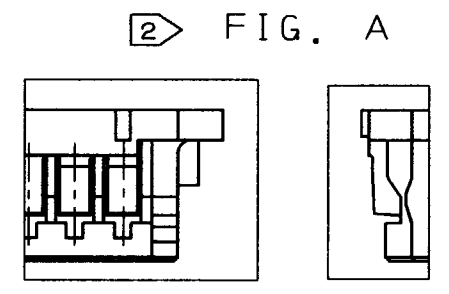
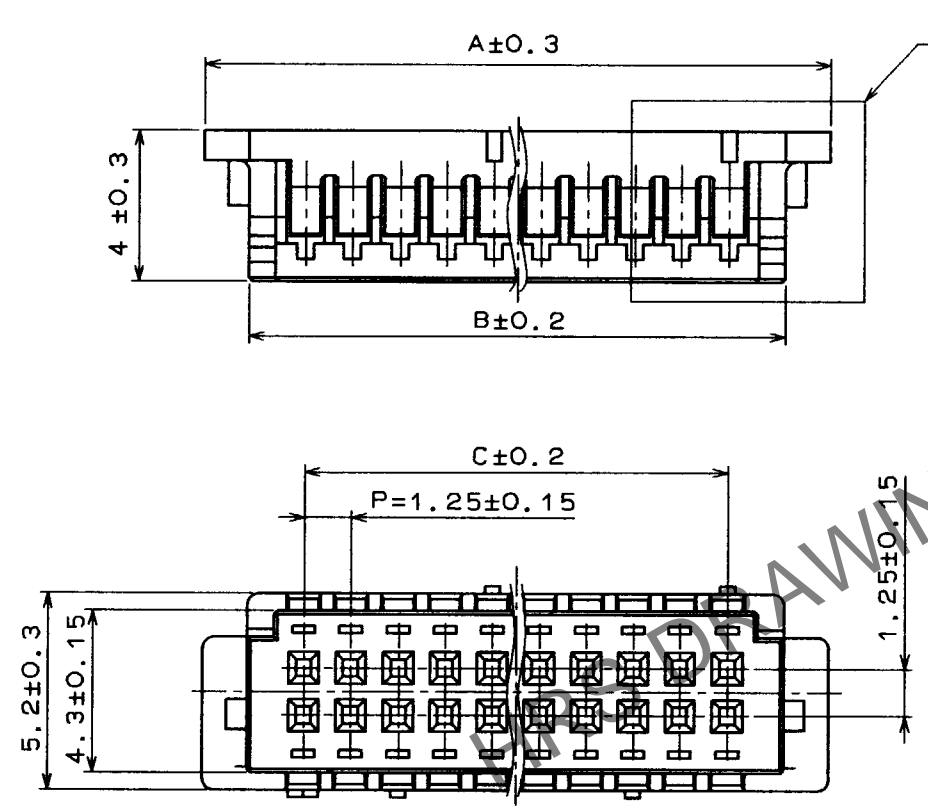


Nov.1.2024 Copyright 2024 HIROSE ELECTRIC CO., LTD. All Rights Reserved.  
In case of consideration for using Automotive equipment / device which demand high reliability, kindly contact our sales window correspondents.

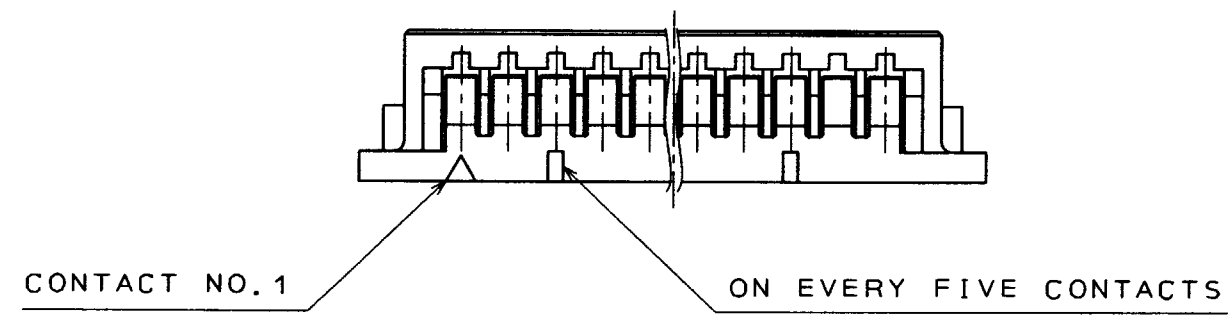
COUNT	DESCRIPTION OF REVISIONS	BY	CHKD	DATE	COUNT	DESCRIPTION OF REVISIONS	BY	CHKD	DATE



PARTS NO.	HRS NO.	CONTACTS	A	B	C
DF13-10DS-1.25C	CL536-0550-2	10	10.4	8.0	5.0
DF13-20DS-1.25C	CL536-0555-6	20	16.65	14.25	11.25
DF13-30DS-1.25C	CL536-0560-6	30	22.9	20.5	17.5
DF13-40DS-1.25C	CL536-0565-0	40	29.15	26.75	23.75



NOTES 1 100 CONNECTORS ARE IN ONE PACK  
2 LANCE CONFIGURATION, 30 AND 40 CONTACTS SHALL BE FIG. A.



NO. MATERIAL FINISH, REMARKS		1 POLYAMIDE (BEIGE) UL94V-0	NO. MATERIAL FINISH, REMARKS		
CODE NO. (OLD)		DRAWN H. IGARASHI 95.3.14	DESIGNED <i>H. Iggarashi</i> 95.3.15	CHECKED <i>M. Johamura</i> 95.3.16	APPROVED <i>H. Yamano</i> 95.3.16
DRAWING NO. EDC3-160109-02		PART NO. DF13-*DS-1.25C			
SCALE 5:1		CODE NO. CODE NO. SHALL BE IN ACCORDANCE WITH TABLE			1/1
UNITS mm		HRS HIROSE ELECTRIC CO., LTD.			

TO