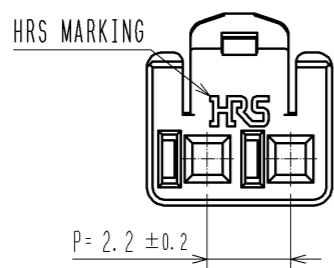
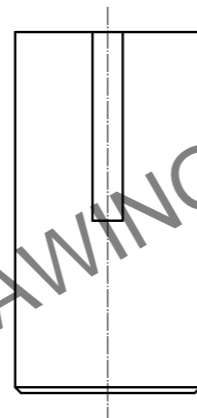
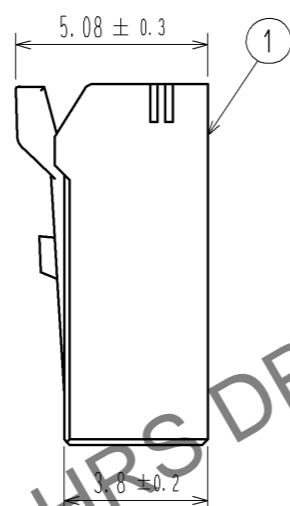
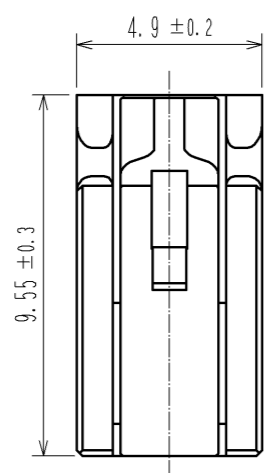
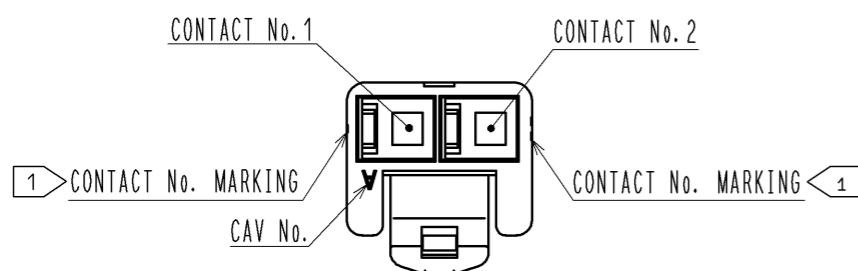
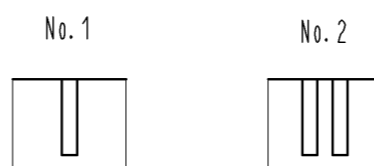
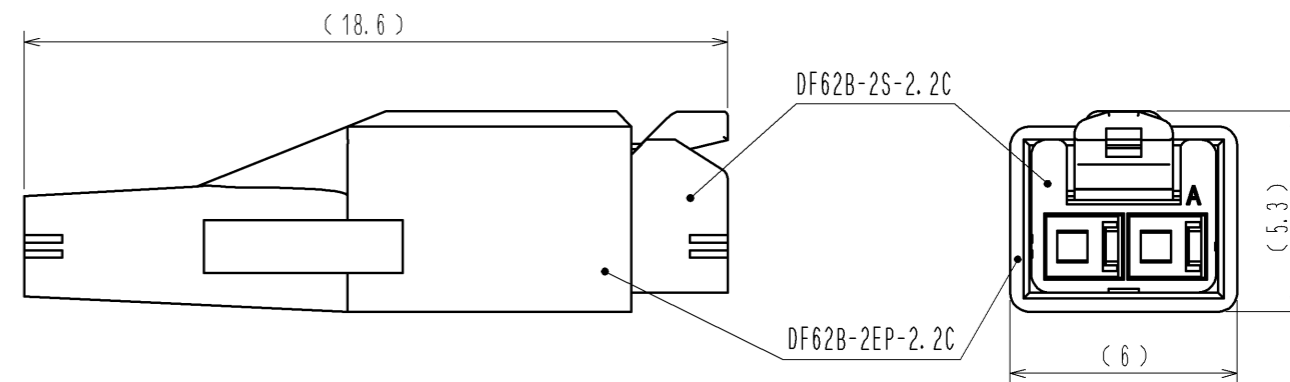


Mar.1.2026 Copyright 2026 HIROSE ELECTRIC CO., LTD. All Rights Reserved.
 In case of consideration for using Automotive equipment / device which demand high reliability, kindly contact our sales window correspondents.

1 FIGURE-1 CONTACT No. MARKING (10:1)



MATING FIGURE



- NOTE. 1 MARKINGS AT THE INDICATED POSITIONS ARE CONTACT NO. MARKING. AND SHAPES ARE SHOWN IN FIGURE-1.
 2. PER PACK : 100 PIECES.
 3. THE DIMENSIONS IN PARENTHESIS ARE FOR REFERENCE.

NO.	MATERIAL	FINISH . REMARKS	NO.	MATERIAL	FINISH . REMARKS
			1	PBT	UL94V-0 (WHITE)
UNITS mm		SCALE 5 : 1	COUNT	DESCRIPTION OF REVISIONS	DESIGNED
HRS	HIROSE ELECTRIC CO., LTD.	APPROVED : KI. AKIYAMA	13.06.06	DRAWING NO.	EDC3-351955-00
		CHECED : MN. KENJO	13.06.06	PART NO.	DF62B-2S-2.2C
		DESIGNED : TH. YOSHIZAWA	13.06.06	CODE NO.	CL544-0551-0-00
		DRAWN : TH. YOSHIZAWA	13.06.06		