Apr.1.2024 Copyright 2024 HIROSE ELECTRIC CO., LTD. All Rights Reserved.
本製品を車載用途などの高い信頼性が求められる機器にご使用の場合は、弊社までお問合せ下さい。

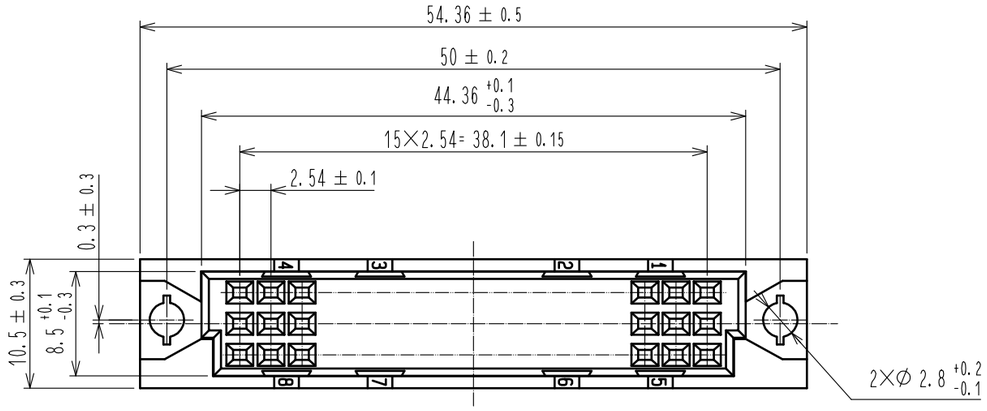

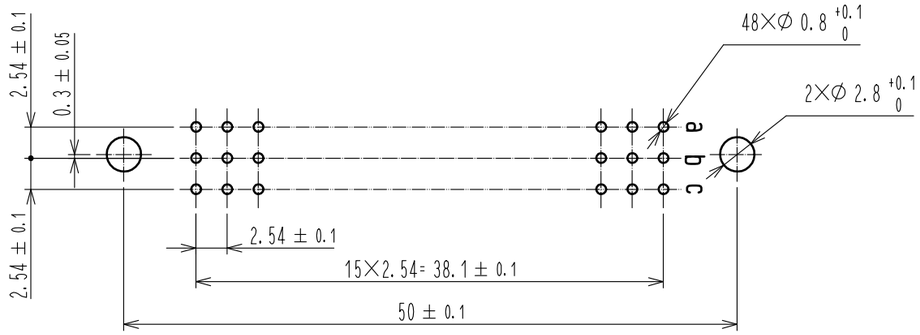

バックボード寸法図(t=1.6±0.1)

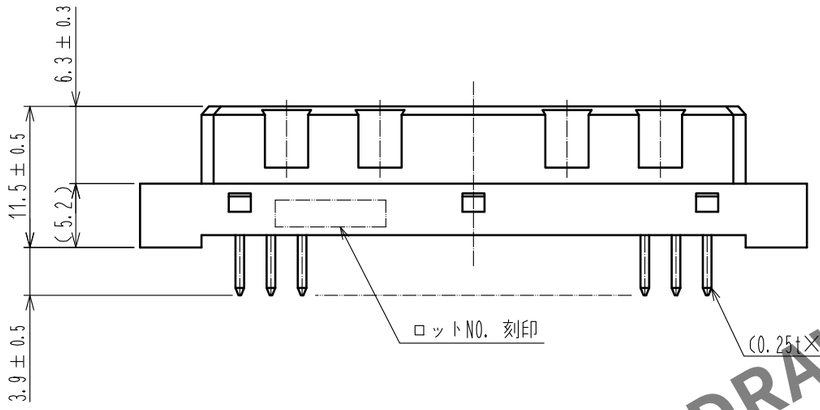

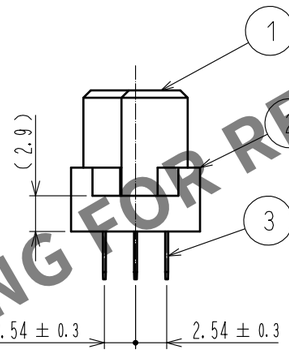

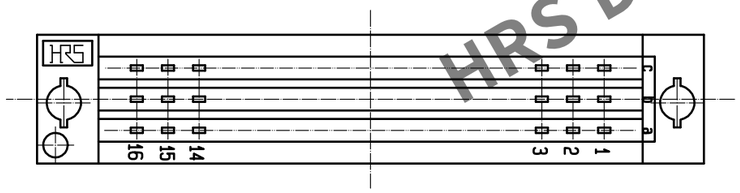

HRS DRAWING FOR REFERENCE

注 1. ( )内寸法は参考値とします。
△1 2. UL(ファイル No.E52653)認定品

NO.	MATERIAL	FINISH . REMARKS	NO.	MATERIAL	FINISH . REMARKS
1, 2	PBT樹脂	グレー UL94V-0	3	銅合金	(接触部)Ni1μm+Au0.2μm (実装部)Ni1μm+Sn1μm

UNITS	SCALE		COUNT	DESCRIPTION OF REVISIONS	DESIGNED	CHECKED	DATE
mm	2 : 1	△1	1	DIS-F-00017532	YU. NAKADA	HT. YAMAGUCHI	20230316

HRS HIROSE ELECTRIC CO., LTD.

APPROVED	: YH. YAMADA	20210305	DRAWING NO.	ADC-020054-52-00
CHECKED	: HT. YAMAGUCHI	20210305	PART NO.	PCN10C-48S-2.54DSA(52)
DESIGNED	: MM. ISHII	20210303	CODE NO.	CL0583-0276-0-52 △1 1/1
DRAWN	: MM. ISHII	20210303		

FORM HC0011-5-7