






Jan.1.2025 Copyright 2025 HIROSE ELECTRIC CO., LTD. All Rights Reserved.
In case of consideration for using Automotive equipment / device which demand high reliability, kindly contact our sales window correspondents.

APPLICABLE STANDARD					
RATING	OPERATING TEMPERATURE RANGE	-40°C to +85°C	STORAGE TEMPERATURE RANGE	-25°C to +70°C (In packing)	
SPECIFICATIONS					
ITEM	TEST METHOD		REQUIREMENTS	QT	AT
CONSTRUCTION					
GENERAL EXAMINATION	Visually and by measuring instrument.		According to drawing.	X	X
MARKING	Confirmed visually.			X	X
OPTICAL CHARACTERISTICS					
INSERTION LOSS	Measurement at wave length 1310±30 nm (LD).		0.4 dB max.	X	X
MECHANICAL CHARACTERISTICS					
TENSILE STRENGTH (AXIAL)	A tensile force to cord axially at 200 N.		Insertion loss range : 0.3 dB max. No looseness,breakage, cracks.	X	—
MATING DURABILITY	200 times of insertion and extraction.			X	—
VIBRATION	Time : 2 hours in each direction Direction : 3 orthognal axis Amplitude : Full width 1.5 mm Frequency range: From 10 to 55 Hz.			X	—
SHOCK	Number of times : 10 times in each direction Direction : 3 orthognal axis Acceleration : 981 m/s ² Duration of shock pulse : 6 ms in half sine wave.			X	—
ENVIRONMENTAL CHARACTERISTICS					
COMPOSITE HUMIDITY CYCLE	Humidity : 90 to 96% Temperature : -10 to +65°C Time : 240 hours (10 cycles)		Insertion loss range : 0.3 dB max. No looseness,breakage, cracks.	X	—
TEMPERATURE CYCLING	Temperature : -40 to +75 °C 42 cycles Time of a cycle: 8h (TELCORDIA GR-326-CORE)			X	—
RESISTANCE TO DRY HEAT	Temperature : +85°C for 240 hours			X	—
RESISTANCE TO COLD	Temperature : -40°C for 240 hours			X	—
SALT MIST 	Salt mist : 5% for 1,000 hours		No heavy corrosion ruins the function.	X	—
WATER RESISTANCE 	Put the product under water for 1 min, with air pressure 4.9 kpa.(IP67)		No air leakage	X	—
	COUNT	DESCRIPTION OF REVISIONS	DESIGNED	CHECKED	DATE
	2	DIS-K-00000267	FS. YOSHIDA	YY. HIYAMA	16.08.10
REMARK			APPROVED	YY. HIYAMA	12.10.12
NOTE 1: Insertion loss shall be measured by SM (9.5/125) fiber cord (2m) with master connector (SC & SW20).			CHECKED	YY. HIYAMA	12.10.12
2: This product is RoHS compliant.			DESIGNED	YH. MASUZAKI	12.10.12
			DRAWN	YH. MASUZAKI	12.10.12
Note QT:Qualification Test AT:Assurance Test X:Applicable Test			DRAWING NO.		ELC4-176756-03
	SPECIFICATION SHEET		PART NO.	SW20-SCR-1 (01)	
	HIROSE ELECTRIC CO., LTD.		CODE NO.	CL717-5002-2-01	 1/1