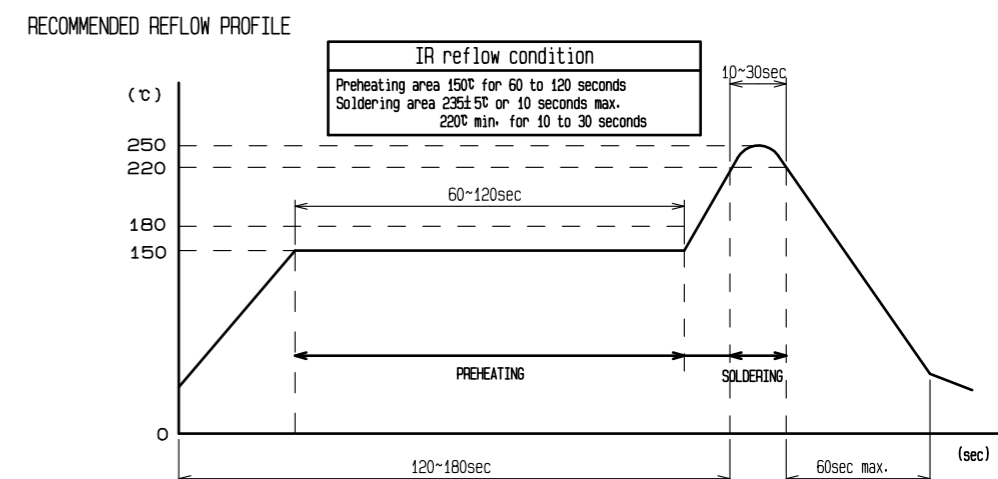
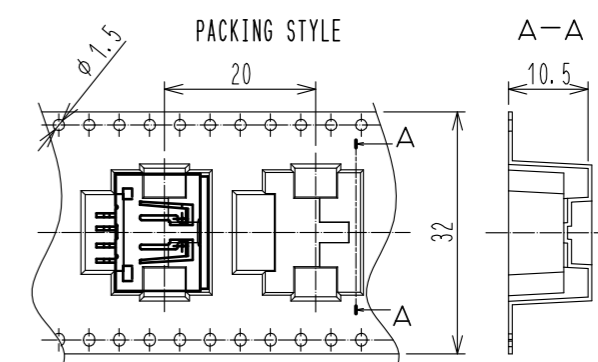
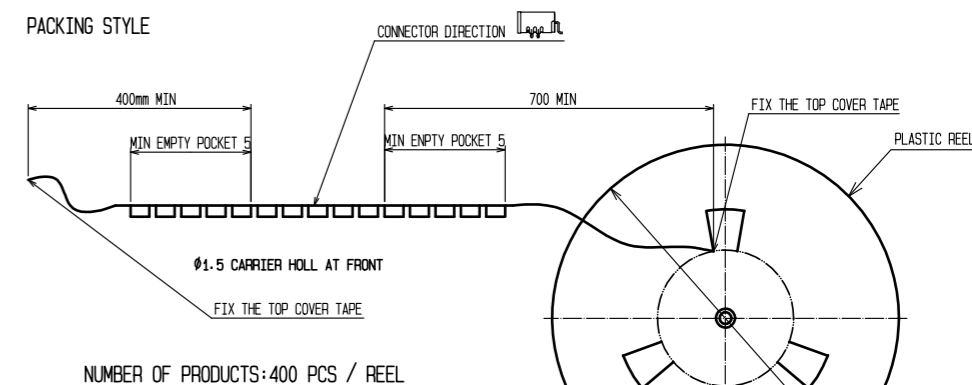


APPLICABLE PC BOARD THICKNESS  $T = 1.2\text{mm}$



Note1. The soldering process is allowed up to twice under the same condition. However, the interval between the first and second process must be maintained at the room temperature.

Note2. The temperature indicates the board surface temperature on the connector lead area.

2	BRASS	TIN PLATED
1	PPS	GREEN
NO.	MATERIAL	FINISH . REMARKS
3	COPPER ALLOY	TIN PLATED
NO.	MATERIAL	FINISH . REMARKS

UNITS mm		SCALE	COUNT	DESCRIPTION OF REVISIONS	DESIGNED	CHECKED	DATE
		2 : 1					
HIROSE ELECTRIC CO., LTD.		APPROVED : HK. UMEHARA	20221116	DRAWING NO.	EDC-166943-88-01		
		CHECKED : KT. MAKI	20221116	PART NO.	GT17H-4P-2H(B)(88)		
		DESIGNED : TS. KUBOTA	20221115	CODE NO.	CL0767-0171-9-88		
		DRAWN : TS. KUBOTA	20221115				