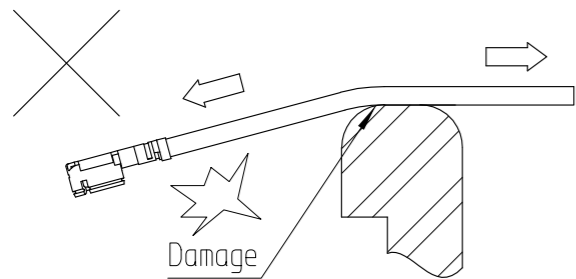


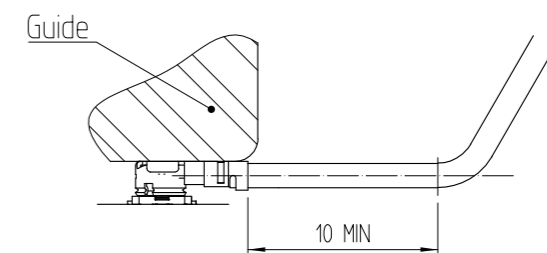


Aug.1.2021 Copyright 2021 HIROSE ELECTRIC CO., LTD. All Rights Reserved.  
 In case of consideration for using Automotive equipment / device which demand high reliability, kindly contact our sales window correspondents.

[Attention when wiring for U.FL-2LPK-066 harness]



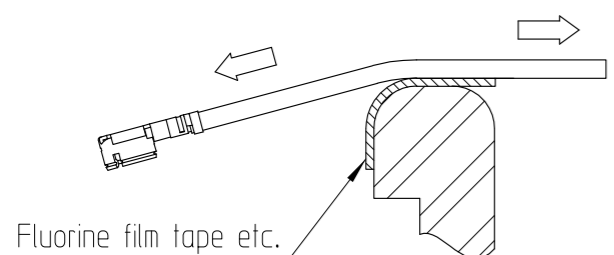
The cable must not touch the case directly in a movable part.



[When the part that winds repeatedly is near the plug]

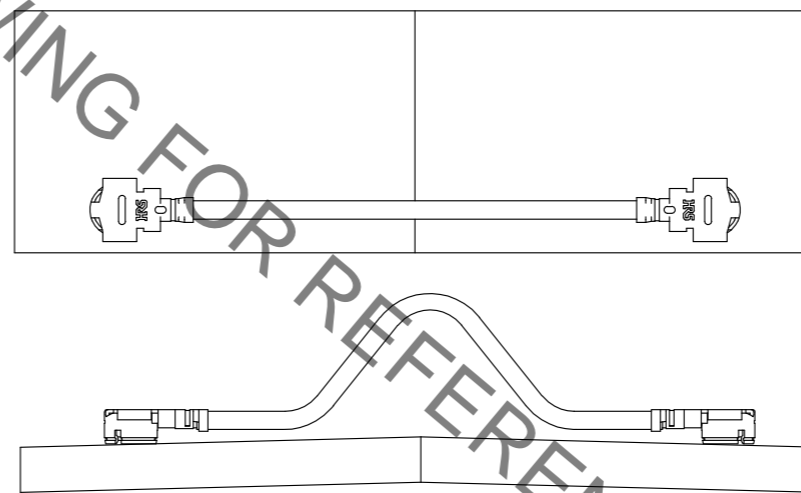
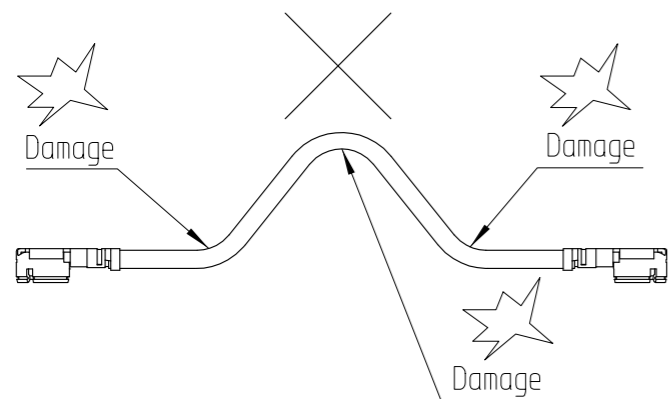
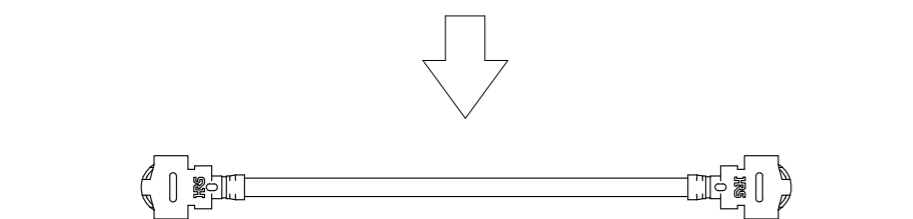
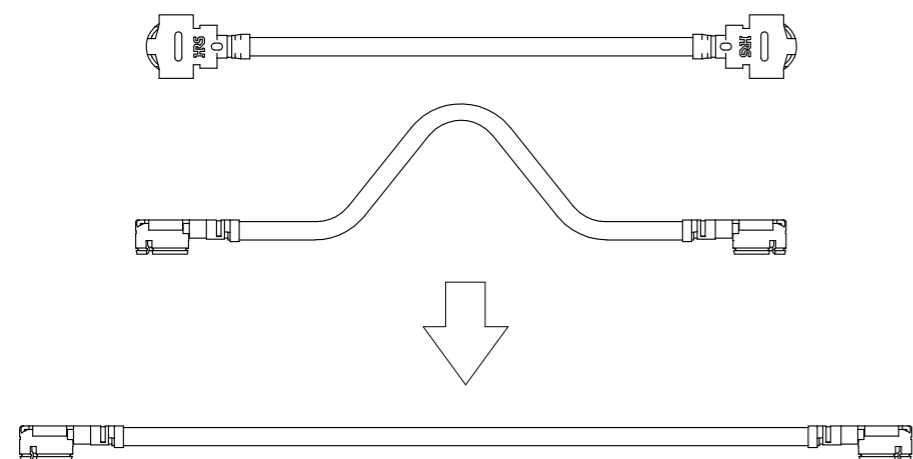
Please install the guide so that the plug should not come off from the cable according to the winding direction.

Please separate the winding position from the plug edge by 10mm or more.



Please hang the cable in the middle of the tape to prevent it from sliding easily.

HRS DRAWING FOR REFERENCE

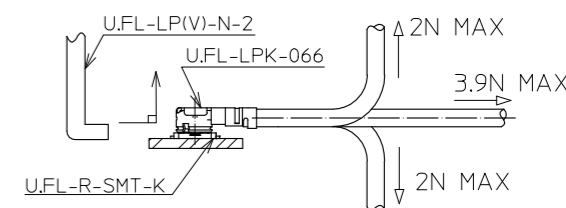


Please avoid repeated bending in the direction of cable movement.

[PRECAUTIONS FOR HANDLING]

- ◆ Connector insertion and extraction
  - a. Connector shall be extracted vertically by specialised extraction JIG.  
 Part No.: U.FL-LP(V)-N-2  
 Never hold the cable when extracting the cable because it damages the connector.
  - b. Insert the connector as perpendicularly to the mating surface as possible by aligning the mating axes of both connectors. Do not excessively slant the connectors when inserting.

- ◆ Allowable loads on the cable after the connectors are mated.  
 The figures below show the maximum allowable loads on the cable. Do not apply loads exceeding these values to the cable.



図番 DRAWING NO. EDC3-632635	製品名 PART NO. U.FL-R-SMT-K (895)
HRS HIROSE KOREA CO.,LTD.	製品 CODE NO. CL 6327-0362-5-895